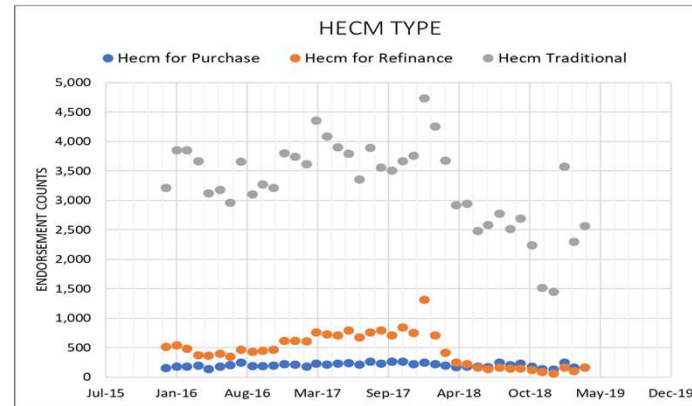
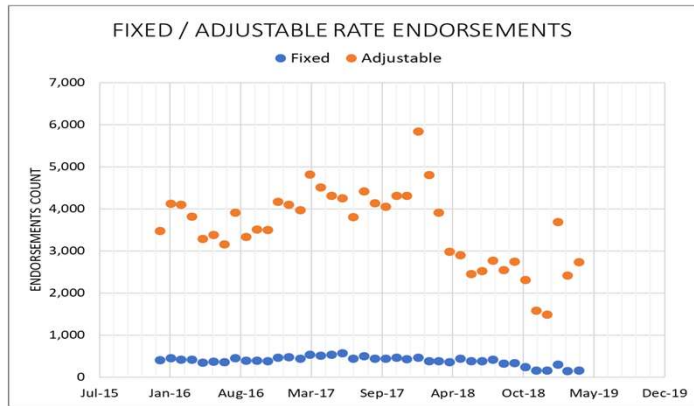
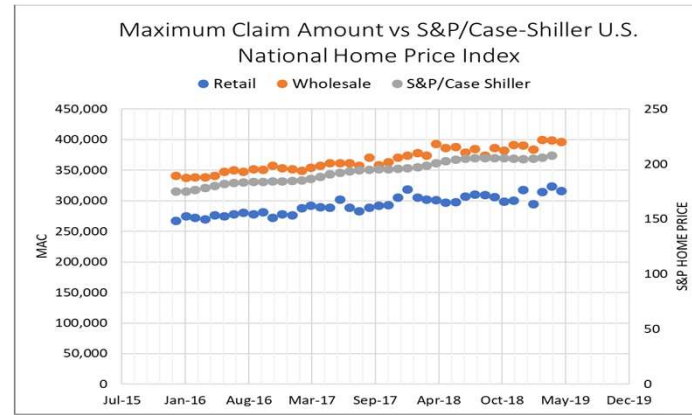
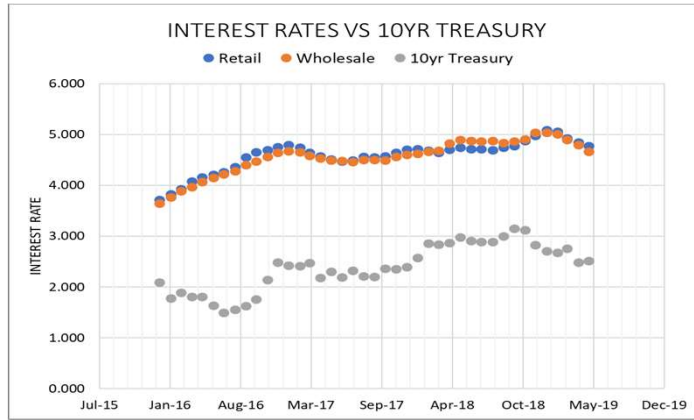


**New View Advisors LLC**  
 999 Vanderbilt Beach Road, Suite 200  
 Naples, FL 34108  
 By email: info@newviewadvisors.com  
 Michael McCully mkm@newviewadvisors.com  
 Joe Kelly jjk@newviewadvisors.com  
 Kejian Wu kwu@newviewadvisors.com  
 By phone: 239-631-6165

Data source - HUD FHA HECM Single Family Portfolio Snap Shot and HECM Endorsement Summary Reports. For details please see reports at the following websites:  
<https://apps.hud.gov/pub/chums/f17fvc/hecm.cfm>  
[https://www.hud.gov/program\\_offices/housing/rmra/oe/rpts/hecmfsnap/hecmfsnap](https://www.hud.gov/program_offices/housing/rmra/oe/rpts/hecmfsnap/hecmfsnap)

Disclaimer: Unaudited, subject to revision and updates from time to time. New View Advisors has attempted to ensure that no errors or omissions exist in the New View Advisors Monthly HECM Endorsement Summary, however New View Advisors does not promise, warranty, or guarantee that the index does not contain errors or omissions.



Disclaimer: Unaudited, subject to revision and updates from time to time. New View Advisors has attempted to ensure that no errors or omissions exist in the New View Advisors Monthly HECM Endorsement Summary, however New View Advisors does not promise, warranty, or guarantee that the index does not contain errors or omissions.



## Monthly HECM Endorsements Summary

Jun 2019

	Jul-18	Aug-18	Sep-18	Oct-18	Nov-18	Dec-18	Jan-19	Feb-19	Mar-19	Apr-19	May-19	Jun-19	Endorsement By Homeownership Centers and Field Offices (Continued)												
	Jul-18	Aug-18	Sep-18	Oct-18	Nov-18	Dec-18	Jan-19	Feb-19	Mar-19	Apr-19	May-19	Jun-19	Jul-18	Aug-18	Sep-18	Oct-18	Nov-18	Dec-18	Jan-19	Feb-19	Mar-19	Apr-19	May-19	Jun-19	
<b>HOC: ATLANTA</b>	<b>677</b>	<b>681</b>	<b>652</b>	<b>615</b>	<b>521</b>	<b>379</b>	<b>372</b>	<b>792</b>	<b>518</b>	<b>623</b>	<b>619</b>	<b>554</b>	<b>HOC: PHILADELPHIA</b>	<b>517</b>	<b>613</b>	<b>567</b>	<b>671</b>	<b>521</b>	<b>393</b>	<b>377</b>	<b>752</b>	<b>488</b>	<b>532</b>	<b>572</b>	<b>515</b>
ATLANTA	66	61	73	60	47	35	42	93	47	66	67	53	ALBANY	15	17	20	24	14	9	9	23	9	13	12	15
BIRMINGHAM	34	34	36	34	26	20	20	29	21	27	21	35	BALTIMORE	21	28	25	26	26	13	24	39	19	23	32	22
CARIBBEAN	3	1	1	3	4	1	2	6	4	1	3	5	BANGOR	13	11	12	13	14	8	6	12	11	12	8	10
CHICAGO	52	40	33	42	31	26	20	56	30	45	37	26	BOSTON	40	57	41	55	43	22	23	55	40	42	48	57
COLUMBIA	37	47	54	40	37	30	25	56	44	42	35	38	BUFFALO	14	14	15	17	12	7	8	18	13	13	11	6
GREENSBORO	77	85	66	55	65	47	39	93	72	73	96	61	BURLINGTON	2	3	9	7	5	1	4	1	1	2	1	5
INDIANAPOLIS	34	35	27	33	20	13	14	28	20	27	26	21	CAMDEN	22	26	19	34	21	17	11	33	23	28	28	22
JACKSON	15	11	18	13	14	9	5	12	14	17	12	13	CHARLESTON	12	8	8	16	14	6	8	12	5	7	4	4
JACKSONVILLE	40	44	37	45	31	19	21	45	37	47	31	33	CINCINNATI	12	10	6	8	12	7	9	5	8	7	10	5
KNOXVILLE	24	19	29	11	16	9	15	34	21	21	20	15	CLEVELAND	21	16	23	20	21	21	11	26	10	14	17	19
LOUISVILLE	15	11	22	21	20	17	4	23	12	9	14	15	COLUMBUS	15	24	20	23	16	14	19	26	14	13	22	17
MEMPHIS	8	6	5	3	11	0	1	6	2	7	5	4	DETROIT	20	31	17	19	15	17	14	33	23	13	21	21
MIAMI	123	120	99	93	82	57	67	110	66	92	94	88	FLINT	3	3	4	1	0	7	3	2	3	2	6	6
NASHVILLE	26	27	26	30	20	17	17	34	16	17	21	20	GRAND RAPIDS	20	16	18	17	20	12	6	19	14	8	18	14
ORLANDO	50	63	53	55	40	31	40	70	49	65	64	55	HARTFORD	27	21	17	35	18	18	29	32	15	19	17	22
SPRINGFIELD	7	6	7	13	7	7	6	11	4	5	11	6	MANCHESTER	10	5	8	10	10	12	3	11	7	12	8	10
TAMPA	66	71	66	64	50	41	34	86	59	62	62	66	NEW YORK	77	94	92	92	71	64	46	139	87	92	89	92
<b>HOC: DENVER</b>	<b>653</b>	<b>775</b>	<b>641</b>	<b>757</b>	<b>677</b>	<b>351</b>	<b>161</b>	<b>1237</b>	<b>597</b>	<b>677</b>	<b>586</b>	<b>473</b>	NEWARK	26	30	47	47	35	24	23	46	39	52	36	31
ALBUQUERQUE	28	16	11	17	15	9	7	27	12	18	8	22	PHILADELPHIA	49	74	46	73	56	41	39	76	51	60	55	30
CASPER	7	5	11	4	5	1	0	14	5	2	4	1	PITTSBURGH	14	15	21	22	12	11	10	29	22	17	19	17
DALLAS	57	74	43	61	53	28	13	103	50	62	48	38	PROVIDENCE	6	12	7	6	5	5	9	4	4	6	5	
DENVER	165	180	149	185	153	90	41	353	141	179	147	139	RICHMOND	41	53	48	56	49	31	40	58	44	44	57	57
DES MOINES	8	13	8	13	7	6	2	16	4	6	13	6	WASH. D. C.	28	39	31	37	19	21	22	37	20	29	39	23
FARGO	1	1	3	2	2	2	1	4	1	2	0	0	WILMINGTON	9	6	13	13	13	5	5	11	6	6	8	5
FT. WORTH	47	61	46	65	50	29	15	89	45	51	48	26	<b>HOC: SANTA ANA</b>	<b>1061</b>	<b>1128</b>	<b>1020</b>	<b>1048</b>	<b>834</b>	<b>628</b>	<b>739</b>	<b>1221</b>	<b>970</b>	<b>1069</b>	<b>920</b>	<b>1003</b>
HELENA	9	19	14	11	18	9	3	26	8	9	10	9	ANCHORAGE	9	2	7	2	6	0	3	0	1	3	2	3
HOUSTON	40	64	60	57	56	28	17	91	50	55	38	42	BOISE	37	41	26	37	27	16	22	38	33	46	32	35
KANSAS CITY	16	24	19	24	24	9	2	35	13	20	21	14	FRESNO	31	29	33	33	26	22	27	29	33	35	29	31
LITTLE ROCK	19	14	12	19	18	14	3	26	16	14	11	8	HONOLULU	7	10	10	11	9	6	12	15	15	13	6	5
LUBBOCK	11	13	8	13	13	7	2	14	12	11	9	4	LAS VEGAS	47	46	39	43	30	41	36	52	28	31	48	52
MILWAUKEE	16	26	24	28	13	13	2	46	17	25	19	9	LOS ANGELES	171	199	175	190	116	64	135	218	158	187	158	175
MINN. ST. PAUL	22	35	28	24	34	11	8	47	24	14	26	18	PHOENIX	108	92	112	100	90	68	96	155	148	120	97	122
NEW ORLEANS	24	29	22	37	24	13	3	44	29	16	13	16	PORTLAND	62	69	72	72	51	45	55	101	57	60	62	75
OKLAHOMA CITY	11	9	14	11	10	3	2	22	8	3	6	4	RENO	17	17	16	15	13	13	13	16	20	25	30	22
OMAHA	14	7	6	6	12	3	2	14	3	6	6	6	SACRAMENTO	86	81	76	96	74	42	50	94	77	73	77	81
SALT LAKE CITY	59	79	74	78	83	33	24	126	80	100	79	52	SAN DIEGO	63	61	53	64	44	38	34	91	55	85	49	62
SAN ANTONIO	52	56	49	63	52	24	12	75	41	46	39	33	SAN FRANCISCO	137	143	124	115	104	91	81	113	110	121	97	109
SHREVEPORT	7	4	6	6	2	4	0	10	5	7	5	2	SANTA ANA	142	165	136	143	127	97	92	163	122	141	130	118
SIoux FALLS	3	4	2	2	3	2	0	7	5	4	4	6	SEATTLE	117	139	104	101	90	69	64	106	83	101	83	88
ST. LOUIS	21	15	18	12	18	6	2	24	14	17	11	11	SPOKANE	12	11	18	12	9	11	14	14	13	14	3	11
TOPEKA	3	14	6	8	4	1	0	9	5	3	9	5	TUCSON	15	23	19	14	18	5	5	16	17	14	17	14
TULSA	13	13	8	11	8	6	0	15	9	7	12	2													

Disclaimer: Unaudited, subject to revision and updates from time to time. New View Advisors has attempted to ensure that no errors or omissions exist in the New View Advisors Monthly HECM Endorsement Summary, however New View Advisors does not promise, warranty, or guarantee that the index does not contain errors or omissions.



## Monthly HECM Endorsements Summary

Jun 2019

Top 15 Originators													12M	Market
	Jul-18	Aug-18	Sep-18	Oct-18	Nov-18	Dec-18	Jan-19	Feb-19	Mar-19	Apr-19	May-19	Jun-19	Total	%
MARKET TOTAL	2,908	3,197	2,880	3,091	2,553	1,751	1,649	4,002	2,573	2,901	2,697	2,544	32,746	
AMERICAN ADVISORS GROUP	797	839	778	870	734	529	593	1126	747	827	853	806	9,499	29.0%
FINANCE OF AMERICA REVERSE LLC	262	324	256	262	206	146	48	455	193	209	176	214	2,751	8.4%
ONE REVERSE MORTGAGE LLC	225	275	198	247	216	127	74	352	213	247	238	216	2,628	8.0%
REVERSE MORTGAGE FUNDING LLC	227	203	178	218	153	136	141	234	174	208	191	177	2,240	6.8%
SYNERGY ONE LENDING, INC.	143	163	150	174	133	116	108	209	135	162	178	145	1,816	5.5%
LIBERTY HOME EQUITY SOLUTIONS	131	124	202	148	99	72	101	146	145	222	178	127	1,695	5.2%
LIVE WELL FINANCIAL INC	131	170	134	141	103	65	69	122	85	74	97	1	1,192	3.6%
FAIRWAY INDEPENDENT MORTGAGE C	72	72	68	77	76	52	36	122	79	89	70	98	911	2.8%
HIGH TECH LENDING INC	64	51	55	61	35	8	49	98	57	52	35	59	624	1.9%
LONGBRIDGE FINANCIAL LLC	45	54	58	55	40	32	28	65	43	56	68	62	606	1.9%
OPEN MORTGAGE LLC	50	61	41	59	45	31	27	73	47	40	27	30	531	1.6%
CHERRY CREEK MORTGAGE CO INC	36	49	42	43	49	22	13	85	29	37	34	37	476	1.5%
MID-CONTINENT FUNDING, INC.	22	71	31	29	58	39	30	58	40	32	19	18	447	1.4%
FIRSTBANK	59	42	53	44	42	17	4	46	11	11	2	0	331	1.0%
ALL REVERSE MORTGAGE, INC.	35	36	30	37	30	19	23	39	28	27	32	24	360	1.1%

Disclaimer: Unaudited, subject to revision and updates from time to time. New View Advisors has attempted to ensure that no errors or omissions exist in the New View Advisors Monthly HECM Endorsement Summary, however New View Advisors does not promise, warranty, or guarantee that the index does not contain errors or omissions.

Copyright 2019 © - New View Advisors LLC. All Rights Reserved



## Monthly HECM Endorsements Summary

Jun 2019

Most Active Wholesale Originators (Originated Loans Sponsored by Another Party)													
	6/1/2018	7/1/2018	8/1/2018	9/1/2018	10/1/2018	11/1/2018	12/1/2018	1/1/2019	2/1/2019	3/1/2019	4/1/2019	5/1/2019	Total
FAIRWAY INDEPENDENT MORTGAGE CORPORATION	50	72	72	68	77	76	52	36	122	79	89	70	863
ALL REVERSE MORTGAGE, INC.	36	35	36	30	37	30	19	23	39	28	27	32	372
QUONTIC BANK, FSB	20	36	37	41	30	22	19	8	24	17	25	9	288
ADVISORS MORTGAGE GROUP LLC	21	25	27	21	24	22	12	13	34	35	23	15	272
FINANCE OF AMERICA MORTGAGE LLC	20	18	39	24	30	14	10	6	41	25	20	18	265
AMERICAN PACIFIC MORTGAGE	17	19	22	19	15	21	16	14	23	16	19	19	220
ENNKAR, INC.	14	13	35	22	21	17	9	9	22	20	22	15	219
BROKER SOLUTIONS INC	10	16	21	10	18	15	12	6	12	10	9	11	150
INTEGRITY 1ST MORTGAGE, INC.	11	8	13	8	18	5	9	8	11	9	10	12	122
JET DIRECT FUNDING CORP.	8	8	8	18	17	11	2	3	16	5	10	7	113
HOMEBRIDGE FINANCIAL SERVICES INC	10	8	11	10	10	12	5	4	9	8	10	8	105
ACADEMY MORTGAGE CORPORATION	6	6	13	7	6	6	4	3	12	9	13	7	92
INTERCONTINENTAL CAPITAL GROUP INC	9	11	6	6	13	7	8	1	9	3	9	7	89
APPROVAL FIRST HOME LOANS, INC.	10	8	10	1	8	5	6	3	12	4	10	7	84
GUILD MORTGAGE COMPANY	3	8	7	5	9	6	5	4	9	9	13	4	82

Disclaimer: Unaudited, subject to revision and updates from time to time. New View Advisors has attempted to ensure that no errors or omissions exist in the New View Advisors Monthly HECM Endorsement Summary, however New View Advisors does not promise, warranty, or guarantee that the index does not contain errors or omissions.

Copyright 2019 © - New View Advisors LLC. All Rights Reserved



## Monthly HECM Endorsements Summary

Jun 2019

Most Active Sponsors (Sponsored Loans Originated by Another Party)													
	6/1/2018	7/1/2018	8/1/2018	9/1/2018	10/1/2018	11/1/2018	12/1/2018	1/1/2019	2/1/2019	3/1/2019	4/1/2019	5/1/2019	Total
FINANCE OF AMERICA REVERSE LLC	282	324	369	277	344	257	172	64	538	280	248	233	3,388
REVERSE MORTGAGE FUNDING LLC	201	202	227	190	204	165	141	128	225	147	169	161	2,160
LIBERTY HOME EQUITY SOLUTIONS INC	81	164	161	237	204	154	84	119	196	193	328	236	2,157
AMERICAN ADVISORS GROUP	113	123	139	110	113	98	73	94	155	106	147	114	1,385
LONGBRIDGE FINANCIAL LLC	93	90	87	97	95	94	57	54	109	102	105	87	1,070
LIVE WELL FINANCIAL INC	63	46	58	56	60	52	26	42	71	57	64	74	669
SYNERGY ONE LENDING, INC.	53	43	60	60	58	38	36	39	75	40	61	41	604
PLAZA HOME MORTGAGE, INC.	20	29	27	21	33	28	13	11	52	31	31	23	319
OPEN MORTGAGE LLC	25	30	30	25	35	26	15	13	41	27	31	10	308
HIGH TECH LENDING INC	22	16	15	21	14	11	3	17	31	20	26	8	204
MCM HOLDINGS INC	9	12	44	17	13	11	8	16	21	6	7	8	172
CHERRY CREEK MORTGAGE CO INC	16	13	19	11	8	13	3	6	25	8	20	18	160
MONEY HOUSE INC	10	15	11	11	11	16	7	8	20	9	13	17	148
ONE REVERSE MORTGAGE LLC	3	3	8	4	11	13	8	2	28	21	23	20	144
FIRSTBANK	14	19	17	19	19	12	4	1	20	2	1	0	128

Disclaimer: Unaudited, subject to revision and updates from time to time. New View Advisors has attempted to ensure that no errors or omissions exist in the New View Advisors Monthly HECM Endorsement Summary, however New View Advisors does not promise, warranty, or guarantee that the index does not contain errors or omissions.