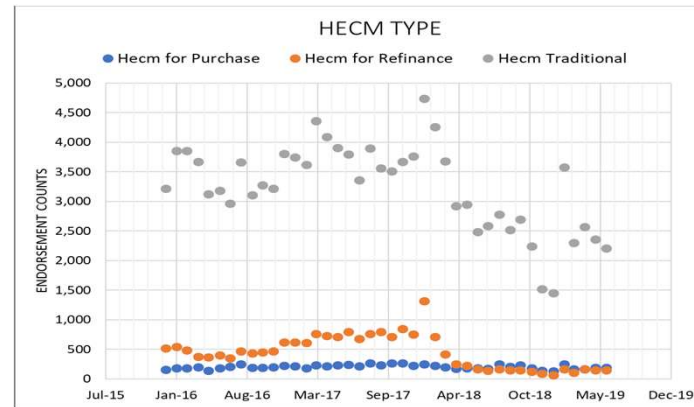
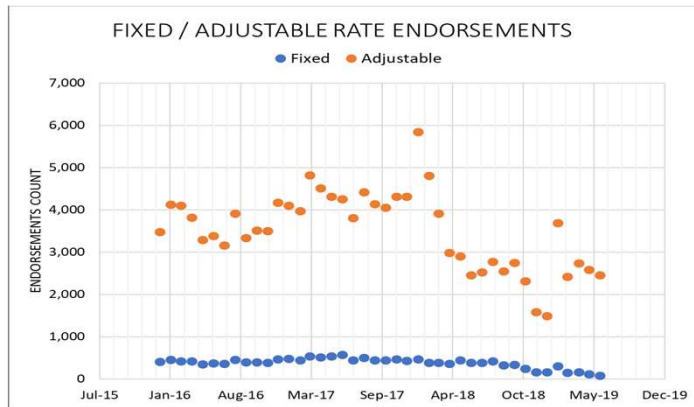
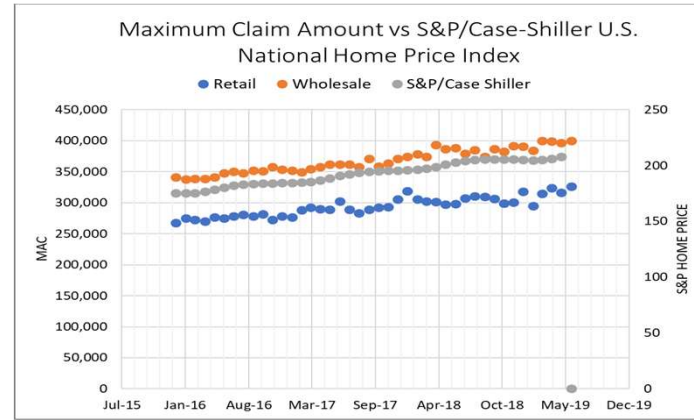
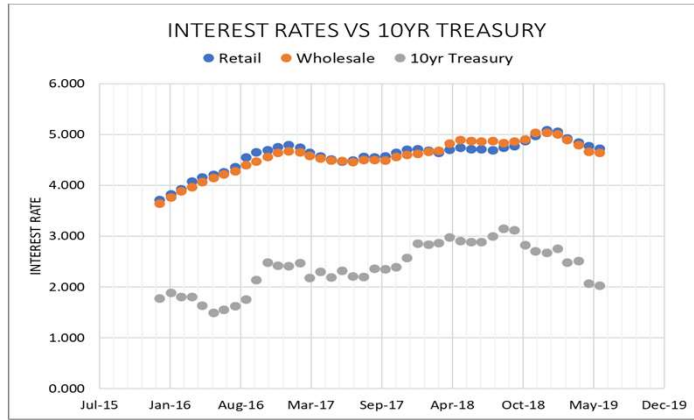


**New View Advisors LLC**  
 999 Vanderbilt Beach Road, Suite 200  
 Naples, FL 34108  
 By email: info@newviewadvisors.com  
 Michael McCully mkm@newviewadvisors.com  
 Joe Kelly jjk@newviewadvisors.com  
 Kejian Wu kwu@newviewadvisors.com  
 By phone: 239-631-6165

Data source - HUD FHA HECM Single Family Portfolio Snap Shot and HECM Endorsement Summary Reports. For details please see reports at the following websites:  
<https://apps.hud.gov/pub/chums/f17fvc/hecm.cfm>  
[https://www.hud.gov/program\\_offices/housing/rmra/oe/rpts/hecmfsnap/hecmfsnap](https://www.hud.gov/program_offices/housing/rmra/oe/rpts/hecmfsnap/hecmfsnap)

Disclaimer: Unaudited, subject to revision and updates from time to time. New View Advisors has attempted to ensure that no errors or omissions exist in the New View Advisors Monthly HECM Endorsement Summary, however New View Advisors does not promise, warranty, or guarantee that the index does not contain errors or omissions.



Disclaimer: Unaudited, subject to revision and updates from time to time. New View Advisors has attempted to ensure that no errors or omissions exist in the New View Advisors Monthly HECM Endorsement Summary, however New View Advisors does not promise, warranty, or guarantee that the index does not contain errors or omissions.



## Monthly HECM Endorsements Summary

Jul 2019

| Endorsement By Homeownership Centers and Field Offices |            |            |            |            |            |            |            |             |            |            |            |            |            |
|--|------------|------------|------------|------------|------------|------------|------------|-------------|------------|------------|------------|------------|------------|
|  | Jul-18     | Aug-18     | Sep-18     | Oct-18     | Nov-18     | Dec-18     | Jan-19     | Feb-19      | Mar-19     | Apr-19     | May-19     | Jun-19     | Jul-19     |
| <b>HOC: ATLANTA</b>                                    | <b>677</b> | <b>681</b> | <b>652</b> | <b>615</b> | <b>521</b> | <b>379</b> | <b>372</b> | <b>792</b>  | <b>518</b> | <b>623</b> | <b>619</b> | <b>554</b> | <b>557</b> |
| ATLANTA  | 66         | 61         | 73         | 60         | 47         | 35         | 42         | 93          | 47         | 66         | 67         | 53         | 43         |
| BIRMINGHAM   | 34         | 34         | 36         | 34         | 26         | 20         | 20         | 29          | 21         | 27         | 21         | 35         | 16         |
| CARIBBEAN  | 3          | 1          | 1          | 3          | 4          | 1          | 2          | 6           | 4          | 1          | 3          | 5          | 1          |
| CHICAGO  | 52         | 40         | 33         | 42         | 31         | 26         | 20         | 56          | 30         | 45         | 37         | 26         | 42         |
| COLUMBIA   | 37         | 47         | 54         | 40         | 37         | 30         | 25         | 56          | 44         | 42         | 35         | 38         | 37         |
| GREENSBORO   | 77         | 85         | 66         | 55         | 65         | 47         | 39         | 93          | 72         | 73         | 96         | 61         | 69         |
| INDIANAPOLIS   | 34         | 35         | 27         | 33         | 20         | 13         | 14         | 28          | 20         | 27         | 26         | 21         | 44         |
| JACKSON  | 15         | 11         | 18         | 13         | 14         | 9          | 5          | 12          | 14         | 17         | 12         | 13         | 15         |
| JACKSONVILLE   | 40         | 44         | 37         | 45         | 31         | 19         | 21         | 45          | 37         | 47         | 31         | 33         | 43         |
| KNOXVILLE  | 24         | 19         | 29         | 11         | 16         | 9          | 15         | 34          | 21         | 21         | 20         | 15         | 20         |
| LOUISVILLE   | 15         | 11         | 22         | 21         | 20         | 17         | 4          | 23          | 12         | 9          | 14         | 15         | 12         |
| MEMPHIS  | 8          | 6          | 5          | 3          | 11         | 0          | 1          | 6           | 2          | 7          | 5          | 4          | 5          |
| MIAMI  | 123        | 120        | 99         | 93         | 82         | 57         | 67         | 110         | 66         | 92         | 94         | 88         | 76         |
| NASHVILLE  | 26         | 27         | 26         | 30         | 20         | 17         | 17         | 34          | 16         | 17         | 21         | 20         | 16         |
| ORLANDO  | 50         | 63         | 53         | 55         | 40         | 31         | 40         | 70          | 49         | 65         | 64         | 55         | 47         |
| SPRINGFIELD  | 7          | 6          | 7          | 13         | 7          | 7          | 6          | 11          | 4          | 5          | 11         | 6          | 8          |
| TAMPA  | 66         | 71         | 66         | 64         | 50         | 41         | 34         | 86          | 59         | 62         | 62         | 66         | 63         |
| <b>HOC: DENVER</b>                                     | <b>653</b> | <b>775</b> | <b>641</b> | <b>757</b> | <b>677</b> | <b>351</b> | <b>161</b> | <b>1237</b> | <b>597</b> | <b>677</b> | <b>586</b> | <b>474</b> | <b>682</b> |
| ALBUQUERQUE  | 28         | 16         | 11         | 17         | 15         | 9          | 7          | 27          | 12         | 18         | 8          | 22         | 18         |
| CASPER   | 7          | 5          | 11         | 4          | 5          | 1          | 0          | 14          | 5          | 2          | 4          | 1          | 7          |
| DALLAS   | 57         | 74         | 43         | 61         | 53         | 28         | 13         | 103         | 50         | 62         | 48         | 38         | 51         |
| DENVER   | 165        | 180        | 149        | 185        | 153        | 90         | 41         | 353         | 141        | 179        | 147        | 139        | 178        |
| DES MOINES   | 8          | 13         | 8          | 13         | 7          | 6          | 2          | 16          | 4          | 6          | 13         | 6          | 7          |
| FARGO  | 1          | 1          | 3          | 2          | 2          | 2          | 1          | 4           | 1          | 2          | 0          | 0          | 2          |
| FT. WORTH  | 47         | 61         | 46         | 65         | 50         | 29         | 15         | 89          | 45         | 51         | 48         | 26         | 62         |
| HELENA   | 9          | 19         | 14         | 11         | 18         | 9          | 3          | 26          | 8          | 9          | 10         | 9          | 8          |
| HOUSTON  | 40         | 64         | 60         | 57         | 56         | 28         | 17         | 91          | 50         | 55         | 38         | 42         | 60         |
| KANSAS CITY  | 16         | 24         | 19         | 24         | 24         | 9          | 2          | 35          | 13         | 20         | 21         | 14         | 23         |
| LITTLE ROCK  | 19         | 14         | 12         | 19         | 18         | 14         | 3          | 26          | 16         | 14         | 11         | 8          | 11         |
| LUBBOCK  | 11         | 13         | 8          | 13         | 13         | 7          | 2          | 14          | 12         | 11         | 9          | 4          | 15         |
| MILWAUKEE  | 16         | 26         | 24         | 28         | 13         | 13         | 2          | 46          | 17         | 25         | 19         | 9          | 17         |
| MINN. ST. PAUL   | 22         | 35         | 28         | 24         | 34         | 11         | 8          | 47          | 24         | 14         | 26         | 18         | 27         |
| NEW ORLEANS  | 24         | 29         | 22         | 37         | 24         | 13         | 3          | 44          | 29         | 16         | 13         | 16         | 18         |
| OKLAHOMA CITY  | 11         | 9          | 14         | 11         | 10         | 3          | 2          | 22          | 8          | 3          | 6          | 4          | 10         |
| OMAHA  | 14         | 7          | 6          | 6          | 12         | 3          | 2          | 14          | 3          | 6          | 6          | 6          | 9          |
| SALT LAKE CITY   | 59         | 79         | 74         | 78         | 83         | 33         | 24         | 126         | 80         | 100        | 79         | 53         | 87         |
| SAN ANTONIO  | 52         | 56         | 49         | 63         | 52         | 24         | 12         | 75          | 41         | 46         | 39         | 33         | 42         |
| SHREVEPORT   | 7          | 4          | 6          | 6          | 2          | 4          | 0          | 10          | 5          | 7          | 5          | 2          | 7          |
| SIOUX FALLS  | 3          | 4          | 2          | 2          | 3          | 2          | 0          | 7           | 5          | 4          | 4          | 6          | 5          |
| ST. LOUIS  | 21         | 15         | 18         | 12         | 18         | 6          | 2          | 24          | 14         | 17         | 11         | 11         | 7          |
| TOPEKA   | 3          | 14         | 6          | 8          | 4          | 1          | 0          | 9           | 5          | 3          | 9          | 5          | 6          |
| TULSA  | 13         | 13         | 8          | 11         | 8          | 6          | 0          | 15          | 9          | 7          | 12         | 2          | 5          |

| Endorsement By Homeownership Centers and Field Offices (Continued) |             |             |             |             |            |            |            |             |            |             |            |             |             |
|--|-------------|-------------|-------------|-------------|------------|------------|------------|-------------|------------|-------------|------------|-------------|-------------|
|  | Jul-18      | Aug-18      | Sep-18      | Oct-18      | Nov-18     | Dec-18     | Jan-19     | Feb-19      | Mar-19     | Apr-19      | May-19     | Jun-19      | Jul-19      |
| <b>HOC: PHILADELPHIA</b>   | <b>517</b>  | <b>613</b>  | <b>567</b>  | <b>671</b>  | <b>521</b> | <b>393</b> | <b>377</b> | <b>752</b>  | <b>488</b> | <b>532</b>  | <b>572</b> | <b>515</b>  | <b>508</b>  |
| ALBANY   | 15          | 17          | 20          | 24          | 14         | 9          | 9          | 23          | 9          | 13          | 12         | 15          | 18          |
| BALTIMORE  | 21          | 28          | 25          | 26          | 26         | 13         | 24         | 39          | 19         | 23          | 32         | 22          | 31          |
| BANGOR   | 13          | 11          | 12          | 13          | 14         | 8          | 6          | 12          | 11         | 12          | 8          | 10          | 9           |
| BOSTON   | 40          | 57          | 41          | 55          | 43         | 22         | 23         | 55          | 40         | 42          | 48         | 57          | 51          |
| BUFFALO  | 14          | 14          | 15          | 17          | 12         | 7          | 8          | 18          | 13         | 13          | 11         | 6           | 9           |
| BURLINGTON   | 2           | 3           | 9           | 7           | 5          | 1          | 4          | 1           | 1          | 2           | 1          | 5           | 4           |
| CAMDEN   | 22          | 26          | 19          | 34          | 21         | 17         | 11         | 33          | 23         | 28          | 28         | 22          | 28          |
| CHARLESTON   | 12          | 8           | 8           | 16          | 14         | 6          | 8          | 12          | 5          | 7           | 4          | 4           | 11          |
| CINCINNATI   | 12          | 10          | 6           | 8           | 12         | 7          | 9          | 5           | 8          | 7           | 10         | 5           | 7           |
| CLEVELAND  | 21          | 16          | 23          | 20          | 21         | 21         | 11         | 26          | 10         | 14          | 17         | 19          | 18          |
| COLUMBUS   | 15          | 24          | 20          | 23          | 16         | 14         | 19         | 26          | 14         | 13          | 22         | 17          | 20          |
| DETROIT  | 20          | 31          | 17          | 19          | 15         | 17         | 14         | 33          | 23         | 13          | 21         | 21          | 13          |
| FLINT  | 3           | 3           | 4           | 1           | 0          | 7          | 3          | 2           | 3          | 2           | 6          | 6           | 4           |
| GRAND RAPIDS   | 20          | 16          | 18          | 17          | 20         | 12         | 6          | 19          | 14         | 8           | 18         | 14          | 13          |
| HARTFORD   | 27          | 21          | 17          | 35          | 18         | 18         | 29         | 32          | 15         | 19          | 17         | 22          | 28          |
| MANCHESTER   | 10          | 5           | 8           | 10          | 10         | 12         | 3          | 11          | 7          | 12          | 8          | 10          | 5           |
| NEW YORK   | 77          | 94          | 92          | 92          | 71         | 64         | 46         | 139         | 87         | 92          | 89         | 92          | 68          |
| NEWARK   | 26          | 30          | 47          | 47          | 35         | 24         | 23         | 46          | 39         | 52          | 36         | 31          | 38          |
| PHILADELPHIA   | 49          | 74          | 46          | 73          | 56         | 41         | 39         | 76          | 51         | 60          | 55         | 30          | 42          |
| PITTSBURGH   | 14          | 15          | 21          | 22          | 12         | 11         | 10         | 29          | 22         | 17          | 19         | 17          | 16          |
| PROVIDENCE   | 6           | 12          | 7           | 6           | 5          | 5          | 5          | 9           | 4          | 4           | 6          | 5           | 5           |
| RICHMOND   | 41          | 53          | 48          | 56          | 49         | 31         | 40         | 58          | 44         | 44          | 57         | 57          | 45          |
| WASH. D. C.  | 28          | 39          | 31          | 37          | 19         | 21         | 22         | 37          | 20         | 29          | 39         | 23          | 14          |
| WILMINGTON   | 9           | 6           | 13          | 13          | 13         | 5          | 5          | 11          | 6          | 6           | 8          | 5           | 11          |
| <b>HOC: SANTA ANA</b>  | <b>1061</b> | <b>1128</b> | <b>1020</b> | <b>1048</b> | <b>834</b> | <b>628</b> | <b>739</b> | <b>1221</b> | <b>970</b> | <b>1069</b> | <b>920</b> | <b>1003</b> | <b>1007</b> |
| ANCHORAGE  | 9           | 2           | 7           | 2           | 6          | 0          | 3          | 0           | 1          | 3           | 2          | 3           | 0           |
| BOISE  | 37          | 41          | 26          | 37          | 27         | 16         | 22         | 38          | 33         | 46          | 32         | 35          | 43          |
| FRESNO   | 31          | 29          | 33          | 33          | 26         | 22         | 27         | 29          | 33         | 35          | 29         | 31          | 29          |
| HONOLULU   | 7           | 10          | 10          | 11          | 9          | 6          | 12         | 15          | 15         | 13          | 6          | 5           | 8           |
| LAS VEGAS  | 47          | 46          | 39          | 43          | 30         | 41         | 36         | 52          | 28         | 31          | 48         | 52          | 48          |
| LOS ANGELES  | 171         | 199         | 175         | 190         | 116        | 64         | 135        | 218         | 158        | 187         | 158        | 175         | 160         |
| PHOENIX  | 108         | 92          | 112         | 100         | 90         | 68         | 96         | 155         | 148        | 120         | 97         | 122         | 131         |
| PORTLAND   | 62          | 69          | 72          | 72          | 51         | 45         | 55         | 101         | 57         | 60          | 62         | 75          | 79          |
| RENO   | 17          | 17          | 16          | 15          | 13         | 13         | 13         | 16          | 20         | 25          | 30         | 22          | 23          |
| SACRAMENTO   | 86          | 81          | 76          | 96          | 74         | 42         | 50         | 94          | 77         | 73          | 77         | 81          | 68          |
| SAN DIEGO  | 63          | 61          | 53          | 64          | 44         | 38         | 34         | 91          | 55         | 85          | 49         | 62          | 55          |
| SAN FRANCISCO  | 137         | 143         | 124         | 115         | 104        | 91         | 81         | 113         | 110        | 121         | 97         | 109         | 111         |
| SANTA ANA  | 142         | 165         | 136         | 143         | 127        | 97         | 92         | 163         | 122        | 141         | 130        | 118         | 116         |
| SEATTLE  | 117         | 139         | 104         | 101         | 90         | 69         | 64         | 106         | 83         | 101         | 83         | 88          | 111         |
| SPOKANE  | 12          | 11          | 18          | 12          | 9          | 11         | 14         | 14          | 13         | 14          | 3          | 11          | 11          |
| TUCSON   | 15          | 23          | 19          | 14          | 18         | 5          | 5          | 16          | 17         | 14          | 17         | 14          | 14          |

Disclaimer: Unaudited, subject to revision and updates from time to time. New View Advisors has attempted to ensure that no errors or omissions exist in the New View Advisors Monthly HECM Endorsement Summary, however New View Advisors does not promise, warranty, or guarantee that the index does not contain errors or omissions.



## Monthly HECM Endorsements Summary

Jul 2019

| Top 15 Originators             |        |        |        |        |        |        |        |        |        |        |        |        | 12M    |        | Market |
|--------------------------------|--------|--------|--------|--------|--------|--------|--------|--------|--------|--------|--------|--------|--------|--------|--------|
|                                | Jul-18 | Aug-18 | Sep-18 | Oct-18 | Nov-18 | Dec-18 | Jan-19 | Feb-19 | Mar-19 | Apr-19 | May-19 | Jun-19 | Jul-19 | Total  | %      |
| MARKET TOTAL                   | 2,908  | 3,197  | 2,880  | 3,091  | 2,553  | 1,751  | 1,649  | 4,002  | 2,573  | 2,901  | 2,697  | 2,546  | 2,754  | 32,594 |        |
| AMERICAN ADVISORS GROUP        | 797    | 839    | 778    | 870    | 734    | 529    | 593    | 1126   | 747    | 827    | 853    | 806    | 944    | 9,646  | 29.6%  |
| FINANCE OF AMERICA REVERSE LLC | 262    | 324    | 256    | 262    | 206    | 146    | 48     | 455    | 193    | 209    | 176    | 214    | 236    | 2,725  | 8.4%   |
| ONE REVERSE MORTGAGE LLC       | 225    | 275    | 198    | 247    | 216    | 127    | 74     | 352    | 213    | 247    | 238    | 216    | 240    | 2,643  | 8.1%   |
| REVERSE MORTGAGE FUNDING LLC   | 227    | 203    | 178    | 218    | 153    | 136    | 141    | 234    | 174    | 208    | 191    | 177    | 219    | 2,232  | 6.8%   |
| SYNERGY ONE LENDING, INC.      | 143    | 163    | 150    | 174    | 133    | 116    | 108    | 209    | 135    | 162    | 178    | 145    | 177    | 1,850  | 5.7%   |
| LIBERTY HOME EQUITY SOLUTIONS  | 131    | 124    | 202    | 148    | 99     | 72     | 101    | 146    | 145    | 222    | 178    | 127    | 139    | 1,703  | 5.2%   |
| LIVE WELL FINANCIAL INC        | 131    | 170    | 134    | 141    | 103    | 65     | 69     | 122    | 85     | 74     | 97     | 1      | 1      | 1,062  | 3.3%   |
| FAIRWAY INDEPENDENT MORTGAGE C | 72     | 72     | 68     | 77     | 76     | 52     | 36     | 122    | 79     | 89     | 70     | 98     | 112    | 951    | 2.9%   |
| LONGBRIDGE FINANCIAL LLC       | 45     | 54     | 58     | 55     | 40     | 32     | 28     | 65     | 43     | 56     | 68     | 62     | 50     | 611    | 1.9%   |
| HIGH TECH LENDING INC          | 64     | 51     | 55     | 61     | 35     | 8      | 49     | 98     | 57     | 52     | 35     | 59     | 28     | 588    | 1.8%   |
| OPEN MORTGAGE LLC              | 50     | 61     | 41     | 59     | 45     | 31     | 27     | 73     | 47     | 40     | 27     | 30     | 45     | 526    | 1.6%   |
| CHERRY CREEK MORTGAGE CO INC   | 36     | 49     | 42     | 43     | 49     | 22     | 13     | 85     | 29     | 37     | 34     | 37     | 37     | 477    | 1.5%   |
| MID-CONTINENT FUNDING, INC.    | 22     | 71     | 31     | 29     | 58     | 39     | 30     | 58     | 40     | 32     | 19     | 18     | 15     | 440    | 1.3%   |
| ALL REVERSE MORTGAGE, INC.     | 35     | 36     | 30     | 37     | 30     | 19     | 23     | 39     | 28     | 27     | 32     | 24     | 25     | 350    | 1.1%   |
| PLAZA HOME MORTGAGE, INC.      | 27     | 26     | 20     | 31     | 28     | 13     | 11     | 46     | 27     | 31     | 22     | 24     | 20     | 299    | 0.9%   |

Disclaimer: Unaudited, subject to revision and updates from time to time. New View Advisors has attempted to ensure that no errors or omissions exist in the New View Advisors Monthly HECM Endorsement Summary, however New View Advisors does not promise, warranty, or guarantee that the index does not contain errors or omissions.

Copyright 2019 © - New View Advisors LLC. All Rights Reserved



## Monthly HECM Endorsements Summary

Jul 2019

| Most Active Wholesale Originators (Originated Loans Sponsored by Another Party) |          |          |          |           |           |           |          |          |          |          |          |          |       |
|---|----------|----------|----------|-----------|-----------|-----------|----------|----------|----------|----------|----------|----------|-------|
|   | 7/1/2018 | 8/1/2018 | 9/1/2018 | 10/1/2018 | 11/1/2018 | 12/1/2018 | 1/1/2019 | 2/1/2019 | 3/1/2019 | 4/1/2019 | 5/1/2019 | 6/1/2019 | Total |
| FAIRWAY INDEPENDENT MORTGAGE CORPORATION  | 72       | 72       | 68       | 77        | 76        | 52        | 36       | 122      | 79       | 89       | 70       | 98       | 911   |
| ALL REVERSE MORTGAGE, INC.  | 35       | 36       | 30       | 37        | 30        | 19        | 23       | 39       | 28       | 27       | 32       | 24       | 360   |
| FINANCE OF AMERICA MORTGAGE LLC   | 18       | 39       | 24       | 30        | 14        | 10        | 6        | 41       | 25       | 20       | 18       | 42       | 287   |
| QUONTIC BANK, FSB   | 36       | 37       | 41       | 30        | 22        | 19        | 8        | 24       | 17       | 25       | 9        | 12       | 280   |
| ADVISORS MORTGAGE GROUP LLC   | 25       | 27       | 21       | 24        | 22        | 12        | 13       | 34       | 35       | 23       | 15       | 7        | 258   |
| AMERICAN PACIFIC MORTGAGE   | 19       | 22       | 19       | 15        | 21        | 16        | 14       | 23       | 16       | 19       | 19       | 21       | 224   |
| ENNKAR, INC.  | 13       | 35       | 22       | 21        | 17        | 9         | 9        | 22       | 20       | 22       | 15       | 14       | 219   |
| BROKER SOLUTIONS INC  | 16       | 21       | 10       | 18        | 15        | 12        | 6        | 12       | 10       | 9        | 11       | 17       | 157   |
| INTEGRITY 1ST MORTGAGE, INC.  | 8        | 13       | 8        | 18        | 5         | 9         | 8        | 11       | 9        | 10       | 12       | 13       | 124   |
| JET DIRECT FUNDING CORP.  | 8        | 8        | 18       | 17        | 11        | 2         | 3        | 16       | 5        | 10       | 7        | 8        | 113   |
| HOMEBRIDGE FINANCIAL SERVICES INC   | 8        | 11       | 10       | 10        | 12        | 5         | 4        | 9        | 8        | 10       | 8        | 8        | 103   |
| ACADEMY MORTGAGE CORPORATION  | 6        | 13       | 7        | 6         | 6         | 4         | 3        | 12       | 9        | 13       | 7        | 10       | 96    |
| GUILD MORTGAGE COMPANY  | 8        | 7        | 5        | 9         | 6         | 5         | 4        | 9        | 9        | 13       | 4        | 10       | 89    |
| INTERCONTINENTAL CAPITAL GROUP INC  | 11       | 6        | 6        | 13        | 7         | 8         | 1        | 9        | 3        | 9        | 7        | 6        | 86    |
| SILVER LEAF MORTGAGE INC  | 8        | 6        | 6        | 2         | 6         | 5         | 3        | 17       | 8        | 8        | 7        | 5        | 81    |

Disclaimer: Unaudited, subject to revision and updates from time to time. New View Advisors has attempted to ensure that no errors or omissions exist in the New View Advisors Monthly HECM Endorsement Summary, however New View Advisors does not promise, warranty, or guarantee that the index does not contain errors or omissions.



## Monthly HECM Endorsements Summary

Jul 2019

| Most Active Sponsors (Sponsored Loans Originated by Another Party) |          |          |          |           |           |           |          |          |          |          |          |          |       |
|--|----------|----------|----------|-----------|-----------|-----------|----------|----------|----------|----------|----------|----------|-------|
|  | 7/1/2018 | 8/1/2018 | 9/1/2018 | 10/1/2018 | 11/1/2018 | 12/1/2018 | 1/1/2019 | 2/1/2019 | 3/1/2019 | 4/1/2019 | 5/1/2019 | 6/1/2019 | Total |
| FINANCE OF AMERICA REVERSE LLC                                     | 324      | 369      | 277      | 344       | 257       | 172       | 64       | 538      | 280      | 248      | 233      | 340      | 3,446 |
| LIBERTY HOME EQUITY SOLUTIONS INC                                  | 164      | 161      | 237      | 204       | 154       | 84        | 119      | 196      | 193      | 328      | 236      | 143      | 2,219 |
| REVERSE MORTGAGE FUNDING LLC                                       | 202      | 227      | 190      | 204       | 165       | 141       | 128      | 225      | 147      | 169      | 161      | 150      | 2,109 |
| AMERICAN ADVISORS GROUP  | 123      | 139      | 110      | 113       | 98        | 73        | 94       | 155      | 106      | 147      | 114      | 133      | 1,405 |
| LONGBRIDGE FINANCIAL LLC   | 90       | 87       | 97       | 95        | 94        | 57        | 54       | 109      | 102      | 105      | 87       | 84       | 1,061 |
| LIVE WELL FINANCIAL INC  | 46       | 58       | 56       | 60        | 52        | 26        | 42       | 71       | 57       | 64       | 74       | 5        | 611   |
| SYNERGY ONE LENDING, INC.  | 43       | 60       | 60       | 58        | 38        | 36        | 39       | 75       | 40       | 61       | 41       | 43       | 594   |
| PLAZA HOME MORTGAGE, INC.  | 29       | 27       | 21       | 33        | 28        | 13        | 11       | 52       | 31       | 31       | 23       | 25       | 324   |
| OPEN MORTGAGE LLC  | 30       | 30       | 25       | 35        | 26        | 15        | 13       | 41       | 27       | 31       | 10       | 15       | 298   |
| HIGH TECH LENDING INC  | 16       | 15       | 21       | 14        | 11        | 3         | 17       | 31       | 20       | 26       | 8        | 20       | 202   |
| MCM HOLDINGS INC   | 12       | 44       | 17       | 13        | 11        | 8         | 16       | 21       | 6        | 7        | 8        | 6        | 169   |
| ONE REVERSE MORTGAGE LLC   | 3        | 8        | 4        | 11        | 13        | 8         | 2        | 28       | 21       | 23       | 20       | 27       | 168   |
| MONEY HOUSE INC  | 15       | 11       | 11       | 11        | 16        | 7         | 8        | 20       | 9        | 13       | 17       | 22       | 160   |
| CHERRY CREEK MORTGAGE CO INC                                       | 13       | 19       | 11       | 8         | 13        | 3         | 6        | 25       | 8        | 20       | 18       | 11       | 155   |
| SUN WEST MORTGAGE CO INC   | 10       | 15       | 6        | 13        | 12        | 1         | 7        | 17       | 6        | 7        | 8        | 13       | 115   |

Disclaimer: Unaudited, subject to revision and updates from time to time. New View Advisors has attempted to ensure that no errors or omissions exist in the New View Advisors Monthly HECM Endorsement Summary, however New View Advisors does not promise, warranty, or guarantee that the index does not contain errors or omissions.

Copyright 2019 © - New View Advisors LLC. All Rights Reserved