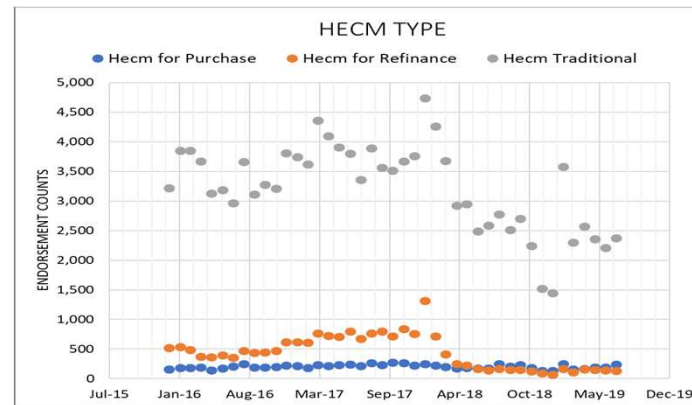
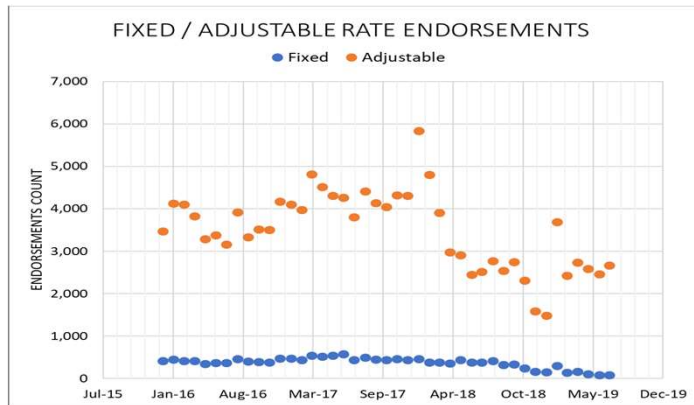
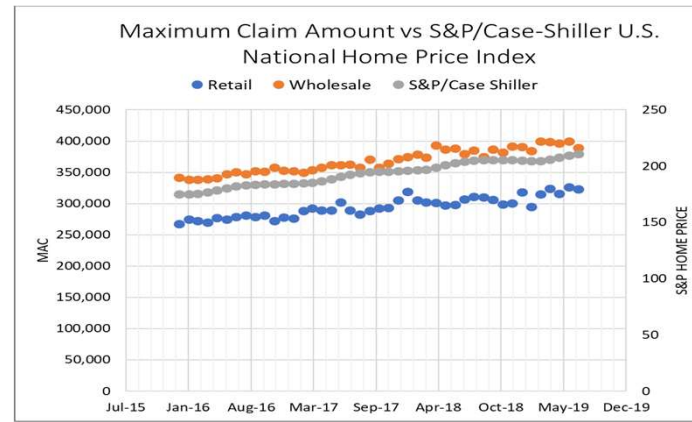
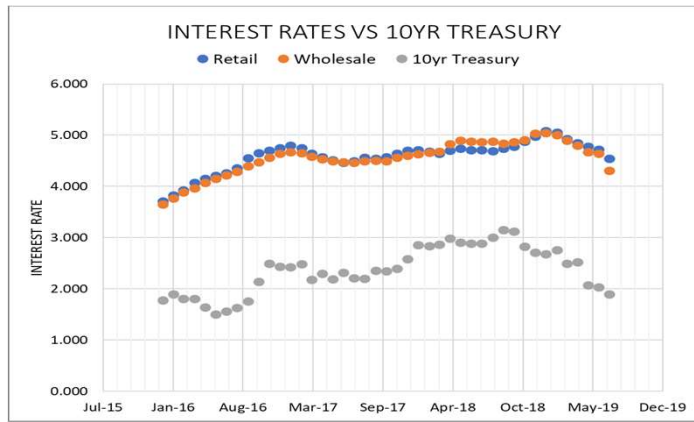


**New View Advisors LLC**  
 999 Vanderbilt Beach Road, Suite 200  
 Naples, FL 34108  
 By email: info@newviewadvisors.com  
 Michael McCully mkm@newviewadvisors.com  
 Joe Kelly jjk@newviewadvisors.com  
 Kejian Wu kwu@newviewadvisors.com  
 By phone: 239-631-6165

Data source - HUD FHA HECM Single Family Portfolio Snap Shot and HECM Endorsement Summary Reports. For details please see reports at the following websites:  
<https://apps.hud.gov/pub/chums/f17fvc/hecm.cfm>  
[https://www.hud.gov/program\\_offices/housing/rmra/oe/rpts/hecmfsnap/hecmfsnap](https://www.hud.gov/program_offices/housing/rmra/oe/rpts/hecmfsnap/hecmfsnap)

Disclaimer: Unaudited, subject to revision and updates from time to time. New View Advisors has attempted to ensure that no errors or omissions exist in the New View Advisors Monthly HECM Endorsement Summary, however New View Advisors does not promise, warranty, or guarantee that the index does not contain errors or omissions.



Disclaimer: Unaudited, subject to revision and updates from time to time. New View Advisors has attempted to ensure that no errors or omissions exist in the New View Advisors Monthly HECM Endorsement Summary, however New View Advisors does not promise, warranty, or guarantee that the index does not contain errors or omissions.



## Monthly HECM Endorsements Summary

Aug 2019

	Sep-18	Oct-18	Nov-18	Dec-18	Jan-19	Feb-19	Mar-19	Apr-19	May-19	Jun-19	Jul-19	Aug-19
<b>HOC: ATLANTA</b>	<b>652</b>	<b>615</b>	<b>521</b>	<b>379</b>	<b>372</b>	<b>792</b>	<b>518</b>	<b>623</b>	<b>619</b>	<b>554</b>	<b>557</b>	<b>463</b>
ATLANTA	73	60	47	35	42	93	47	66	67	53	43	45
BIRMINGHAM	36	34	26	20	20	29	21	27	21	35	16	26
CARIBBEAN	1	3	4	1	2	6	4	1	3	5	1	0
CHICAGO	33	42	31	26	20	56	30	45	37	26	42	29
COLUMBIA	54	40	37	30	25	56	44	42	35	38	37	26
GREENSBORO	66	55	65	47	39	93	72	73	96	61	69	56
INDIANAPOLIS	27	33	20	13	14	28	20	27	26	21	44	17
JACKSON	18	13	14	9	5	12	14	17	12	13	15	8
JACKSONVILLE	37	45	31	19	21	45	37	47	31	33	43	24
KNOXVILLE	29	11	16	9	15	34	21	21	20	15	20	14
LOUISVILLE	22	21	20	17	4	23	12	9	14	15	12	8
MEMPHIS	5	3	11	0	1	6	2	7	5	4	5	5
MIAMI	99	93	82	57	67	110	66	92	94	88	76	67
NASHVILLE	26	30	20	17	17	34	16	17	21	20	16	15
ORLANDO	53	55	40	31	40	70	49	65	64	55	47	45
SPRINGFIELD	7	13	7	7	6	11	4	5	11	6	8	4
TAMPA	66	64	50	41	34	86	59	62	62	66	63	74
<b>HOC: DENVER</b>	<b>641</b>	<b>757</b>	<b>677</b>	<b>351</b>	<b>161</b>	<b>1237</b>	<b>597</b>	<b>677</b>	<b>586</b>	<b>474</b>	<b>682</b>	<b>528</b>
ALBUQUERQUE	11	17	15	9	7	27	12	18	8	22	18	12
CASPER	11	4	5	1	0	14	5	2	4	1	7	3
DALLAS	43	61	53	28	13	103	50	62	48	38	51	43
DENVER	149	185	153	90	41	353	141	179	147	139	178	151
DES MOINES	8	13	7	6	2	16	4	6	13	6	7	10
FARGO	3	2	2	2	1	4	1	2	0	0	2	3
FT. WORTH	46	65	50	29	15	89	45	51	48	26	62	40
HELENA	14	11	18	9	3	26	8	9	10	9	8	6
HOUSTON	60	57	56	28	17	91	50	55	38	42	60	35
KANSAS CITY	19	24	24	9	2	35	13	20	21	14	23	10
LITTLE ROCK	12	19	18	14	3	26	16	14	11	8	11	12
LUBBOCK	8	13	13	7	2	14	12	11	9	4	15	7
MILWAUKEE	24	28	13	13	2	46	17	25	19	9	17	16
MINN. ST. PAUL	28	24	34	11	8	47	24	14	26	18	27	23
NEW ORLEANS	22	37	24	13	3	44	29	16	13	16	18	10
OKLAHOMA CITY	14	11	10	3	2	22	8	3	6	4	10	3
OMAHA	6	6	12	3	2	14	3	6	6	6	9	8
SALT LAKE CITY	74	78	83	33	24	126	80	100	79	53	87	69
SAN ANTONIO	49	63	52	24	12	75	41	46	39	33	42	33
SHREVEPORT	6	6	2	4	0	10	5	7	5	2	7	3
SIOUX FALLS	2	2	3	2	0	7	5	4	4	6	5	2
ST. LOUIS	18	12	18	6	2	24	14	17	11	11	7	18
TOPEKA	6	8	4	1	0	9	5	3	9	5	6	4
TULSA	8	11	8	6	0	15	9	7	12	2	5	7

	Sep-18	Oct-18	Nov-18	Dec-18	Jan-19	Feb-19	Mar-19	Apr-19	May-19	Jun-19	Jul-19	Aug-19
<b>HOC: PHILADELPHIA</b>	<b>567</b>	<b>671</b>	<b>521</b>	<b>393</b>	<b>377</b>	<b>752</b>	<b>488</b>	<b>532</b>	<b>572</b>	<b>515</b>	<b>508</b>	<b>441</b>
ALBANY	20	24	14	9	9	23	9	13	12	15	18	13
BALTIMORE	25	26	26	13	24	39	19	23	32	22	31	25
BANGOR	12	13	14	8	6	12	11	12	8	10	9	8
BOSTON	41	55	43	22	23	55	40	42	48	57	51	40
BUFFALO	15	17	12	7	8	18	13	13	11	6	9	6
BURLINGTON	9	7	5	1	4	1	1	2	1	5	4	2
CAMDEN	19	34	21	17	11	33	23	28	28	22	28	22
CHARLESTON	8	16	14	6	8	12	5	7	4	4	11	1
CINCINNATI	6	8	12	7	9	5	8	7	10	5	7	11
CLEVELAND	23	20	21	21	11	26	10	14	17	19	18	16
COLUMBUS	20	23	16	14	19	26	14	13	22	17	20	20
DETROIT	17	19	15	17	14	33	23	13	21	21	13	22
FLINT	4	1	0	7	3	2	3	2	6	6	4	2
GRAND RAPIDS	18	17	20	12	6	19	14	8	18	14	13	14
HARTFORD	17	35	18	18	29	32	15	19	17	22	28	18
MANCHESTER	8	10	10	12	3	11	7	12	8	10	5	8
NEW YORK	92	92	71	64	46	139	87	92	89	92	68	61
NEWARK	47	47	35	24	23	46	39	52	36	31	38	29
PHILADELPHIA	46	73	56	41	39	76	51	60	55	30	42	37
PITTSBURGH	21	22	12	11	10	29	22	17	19	17	16	16
PROVIDENCE	7	6	5	5	5	9	4	4	6	5	5	5
RICHMOND	48	56	49	31	40	58	44	44	57	57	45	37
WASH. D. C.	31	37	19	21	22	37	20	29	39	23	14	24
WILMINGTON	13	13	13	5	5	11	6	6	8	5	11	4
<b>HOC: SANTA ANA</b>	<b>1020</b>	<b>1048</b>	<b>834</b>	<b>628</b>	<b>739</b>	<b>1221</b>	<b>970</b>	<b>1069</b>	<b>920</b>	<b>1003</b>	<b>1007</b>	<b>909</b>
ANCHORAGE	7	2	6	0	3	0	1	3	2	3	0	1
BOISE	26	37	27	16	22	38	33	46	32	35	43	38
FRESNO	33	33	26	22	27	29	33	35	29	31	29	22
HONOLULU	10	11	9	6	12	15	15	13	6	5	8	12
LAS VEGAS	39	43	30	41	36	52	28	31	48	52	48	44
LOS ANGELES	175	190	116	64	135	218	158	187	158	175	160	154
PHOENIX	112	100	90	68	96	155	148	120	97	122	131	87
PORTLAND	72	72	51	45	55	101	57	60	62	75	79	48
RENO	16	15	13	13	13	16	20	25	30	22	23	18
SACRAMENTO	76	96	74	42	50	94	77	73	77	81	68	74
SAN DIEGO	53	64	44	38	34	91	55	85	49	62	55	45
SAN FRANCISCO	124	115	104	91	81	113	110	121	97	109	111	110
SANTA ANA	136	143	127	97	92	163	122	141	130	118	116	134
SEATTLE	104	101	90	69	64	106	83	101	83	88	111	103
SPOKANE	18	12	9	11	14	14	13	14	3	11	11	8
TUCSON	19	14	18	5	5	16	17	14	17	14	14	11

Disclaimer: Unaudited, subject to revision and updates from time to time. New View Advisors has attempted to ensure that no errors or omissions exist in the New View Advisors Monthly HECM Endorsement Summary, however New View Advisors does not promise, warranty, or guarantee that the index does not contain errors or omissions.



## Monthly HECM Endorsements Summary

Aug 2019

Top 15 Originators													12M	Market
	Sep-18	Oct-18	Nov-18	Dec-18	Jan-19	Feb-19	Mar-19	Apr-19	May-19	Jun-19	Jul-19	Aug-19	Total	%
MARKET TOTAL	2,880	3,091	2,553	1,751	1,649	4,002	2,573	2,901	2,697	2,546	2,754	2,341	31,738	
AMERICAN ADVISORS GROUP	778	870	734	529	593	1126	747	827	853	806	944	668	9,475	29.9%
ONE REVERSE MORTGAGE LLC	198	247	216	127	74	352	213	247	238	216	240	249	2,617	8.2%
FINANCE OF AMERICA REVERSE LLC	256	262	206	146	48	455	193	209	176	214	236	181	2,582	8.1%
REVERSE MORTGAGE FUNDING LLC	178	218	153	136	141	234	174	208	191	177	219	222	2,251	7.1%
SYNERGY ONE LENDING, INC.	150	174	133	116	108	209	135	162	178	145	177	180	1,867	5.9%
LIBERTY HOME EQUITY SOLUTIONS	202	148	99	72	101	146	145	222	178	127	139	48	1,627	5.1%
FAIRWAY INDEPENDENT MORTGAGE C	68	77	76	52	36	122	79	89	70	98	112	98	977	3.1%
LIVE WELL FINANCIAL INC	134	141	103	65	69	122	85	74	97	1	1	0	892	2.8%
LONGBRIDGE FINANCIAL LLC	58	55	40	32	28	65	43	56	68	62	50	68	625	2.0%
HIGH TECH LENDING INC	55	61	35	8	49	98	57	52	35	59	28	76	613	1.9%
OPEN MORTGAGE LLC	41	59	45	31	27	73	47	40	27	30	45	66	531	1.7%
CHERRY CREEK MORTGAGE CO INC	42	43	49	22	13	85	29	37	34	37	37	44	472	1.5%
MID-CONTINENT FUNDING, INC.	31	29	58	39	30	58	40	32	19	18	15	8	377	1.2%
ALL REVERSE MORTGAGE, INC.	30	37	30	19	23	39	28	27	32	24	25	36	350	1.1%
PLAZA HOME MORTGAGE, INC.	20	31	28	13	11	46	27	31	22	24	20	16	289	0.9%

Disclaimer: Unaudited, subject to revision and updates from time to time. New View Advisors has attempted to ensure that no errors or omissions exist in the New View Advisors Monthly HECM Endorsement Summary, however New View Advisors does not promise, warranty, or guarantee that the index does not contain errors or omissions.

Copyright 2019 © - New View Advisors LLC. All Rights Reserved



## Monthly HECM Endorsements Summary

Aug 2019

Most Active Wholesale Originators (Originated Loans Sponsored by Another Party)													
	8/1/2018	9/1/2018	10/1/2018	11/1/2018	12/1/2018	1/1/2019	2/1/2019	3/1/2019	4/1/2019	5/1/2019	6/1/2019	7/1/2019	Total
FAIRWAY INDEPENDENT MORTGAGE CORPORATION	72	68	77	76	52	36	122	79	89	70	98	112	951
ALL REVERSE MORTGAGE, INC.	36	30	37	30	19	23	39	28	27	32	24	25	350
FINANCE OF AMERICA MORTGAGE LLC	39	24	30	14	10	6	41	25	20	18	42	22	291
ADVISORS MORTGAGE GROUP LLC	27	21	24	22	12	13	34	35	23	15	7	30	263
QUONTIC BANK, FSB	37	41	30	22	19	8	24	17	25	9	12	6	250
ENNKAR, INC.	35	22	21	17	9	9	22	20	22	15	14	16	222
AMERICAN PACIFIC MORTGAGE	22	19	15	21	16	14	23	16	19	19	21	12	217
BROKER SOLUTIONS INC	21	10	18	15	12	6	12	10	9	11	17	17	158
INTEGRITY 1ST MORTGAGE, INC.	13	8	18	5	9	8	11	9	10	12	13	13	129
JET DIRECT FUNDING CORP.	8	18	17	11	2	3	16	5	10	7	8	7	112
HOMEBRIDGE FINANCIAL SERVICES INC	11	10	10	12	5	4	9	8	10	8	8	11	106
ACADEMY MORTGAGE CORPORATION	13	7	6	6	4	3	12	9	13	7	10	7	97
TOWNEBANK	5	8	9	11	9	4	5	9	5	8	10	6	89
GUILD MORTGAGE COMPANY	7	5	9	6	5	4	9	9	13	4	10	7	88
SILVER LEAF MORTGAGE INC	6	6	2	6	5	3	17	8	8	7	5	8	81

Disclaimer: Unaudited, subject to revision and updates from time to time. New View Advisors has attempted to ensure that no errors or omissions exist in the New View Advisors Monthly HECM Endorsement Summary, however New View Advisors does not promise, warranty, or guarantee that the index does not contain errors or omissions.



## Monthly HECM Endorsements Summary

Aug 2019

Most Active Sponsors (Sponsored Loans Originated by Another Party)													
	8/1/2018	9/1/2018	10/1/2018	11/1/2018	12/1/2018	1/1/2019	2/1/2019	3/1/2019	4/1/2019	5/1/2019	6/1/2019	7/1/2019	Total
FINANCE OF AMERICA REVERSE LLC	369	277	344	257	172	64	538	280	248	233	340	304	3,426
LIBERTY HOME EQUITY SOLUTIONS INC	161	237	204	154	84	119	196	193	328	236	143	163	2,218
REVERSE MORTGAGE FUNDING LLC	227	190	204	165	141	128	225	147	169	161	150	190	2,097
AMERICAN ADVISORS GROUP	139	110	113	98	73	94	155	106	147	114	133	162	1,444
LONGBRIDGE FINANCIAL LLC	87	97	95	94	57	54	109	102	105	87	84	95	1,066
SYNERGY ONE LENDING, INC.	60	60	58	38	36	39	75	40	61	41	43	38	589
LIVE WELL FINANCIAL INC	58	56	60	52	26	42	71	57	64	74	5	3	568
PLAZA HOME MORTGAGE, INC.	27	21	33	28	13	11	52	31	31	23	25	20	315
OPEN MORTGAGE LLC	30	25	35	26	15	13	41	27	31	10	15	23	291
HIGH TECH LENDING INC	15	21	14	11	3	17	31	20	26	8	20	9	195
ONE REVERSE MORTGAGE LLC	8	4	11	13	8	2	28	21	23	20	27	28	193
MCM HOLDINGS INC	44	17	13	11	8	16	21	6	7	8	6	8	165
CHERRY CREEK MORTGAGE CO INC	19	11	8	13	3	6	25	8	20	18	11	21	163
MONEY HOUSE INC	11	11	11	16	7	8	20	9	13	17	22	11	156
SUN WEST MORTGAGE CO INC	15	6	13	12	1	7	17	6	7	8	13	7	112

Disclaimer: Unaudited, subject to revision and updates from time to time. New View Advisors has attempted to ensure that no errors or omissions exist in the New View Advisors Monthly HECM Endorsement Summary, however New View Advisors does not promise, warranty, or guarantee that the index does not contain errors or omissions.

Copyright 2019 © - New View Advisors LLC. All Rights Reserved