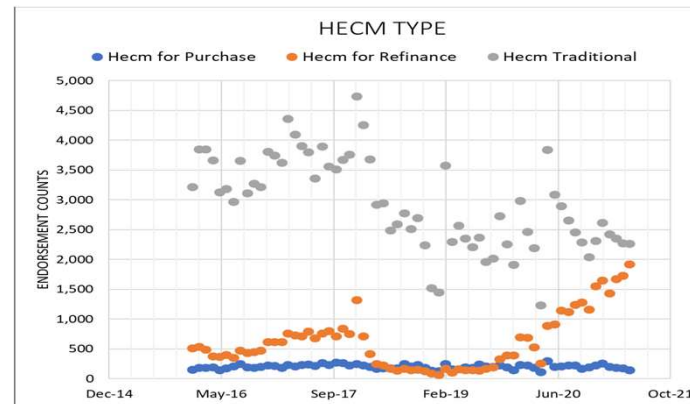
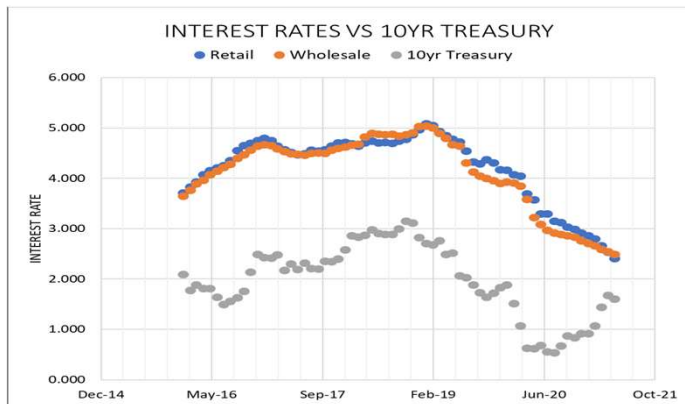
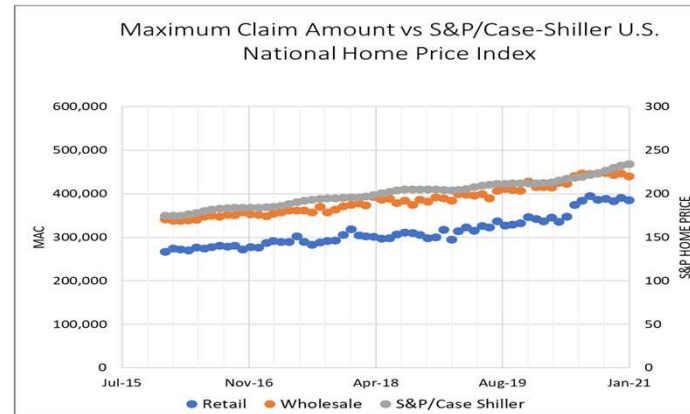
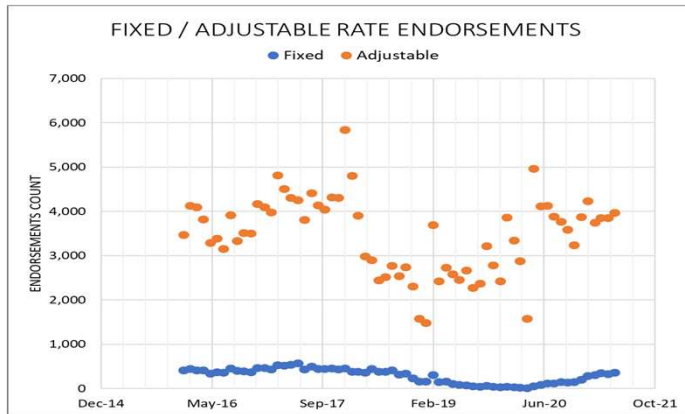


New View Advisors LLC
 999 Vanderbilt Beach Road, Suite 200
 Naples, FL 34108
 By email: info@newviewadvisors.com
 Michael McCully mkm@newviewadvisors.com
 Joe Kelly jjk@newviewadvisors.com
 Kejian Wu kwu@newviewadvisors.com
 By phone: 239-631-6165

Data source - HUD FHA HECM Single Family Portfolio Snap Shot and HECM Endorsement Summary Reports. For details please see reports at the following websites:
<https://apps.hud.gov/pub/chums/f17fvc/hecm.cfm>
https://www.hud.gov/program_offices/housing/rmra/oe/rpts/hecmfsnap/hecmfsnap

Disclaimer: Unaudited, subject to revision and updates from time to time. New View Advisors has attempted to ensure that no errors or omissions exist in the New View Advisors Monthly HECM Endorsement Summary, however New View Advisors does not promise, warranty, or guarantee that the index does not contain errors or omissions.



Disclaimer: Unaudited, subject to revision and updates from time to time. New View Advisors has attempted to ensure that no errors or omissions exist in the New View Advisors Monthly HECM Endorsement Summary, however New View Advisors does not promise, warranty, or guarantee that the index does not contain errors or omissions.



Monthly HECM Endorsements Summary

Jun 2021

Endorsement By Homeownership Centers and Field Offices												
	Jul-20	Aug-20	Sep-20	Oct-20	Nov-20	Dec-20	Jan-21	Feb-21	Mar-21	Apr-21	May-21	Jun-21
HOC: ATLANTA	818	722	722	671	671	786	788	755	779	744	762	728
ATLANTA	81	63	73	81	67	83	76	90	66	80	96	69
BIRMINGHAM	43	29	22	20	28	23	29	30	17	26	30	19
CARIBBEAN	0	0	0	2	0	0	1	0	0	2	0	1
CHICAGO	36	36	39	31	37	49	42	41	44	36	43	56
COLUMBIA	45	51	39	39	41	60	61	42	37	42	44	56
GREENSBORO	114	92	87	64	75	96	94	92	103	78	76	87
INDIANAPOLIS	25	29	33	29	35	29	22	32	42	27	38	15
JACKSON	13	8	6	7	4	6	6	5	7	13	9	13
JACKSONVILLE	48	60	52	54	40	66	56	61	56	62	60	49
KNOXVILLE	40	23	27	16	25	18	29	27	24	26	26	25
LOUISVILLE	18	20	16	19	7	19	17	14	14	19	10	7
MEMPHIS	6	8	5	2	4	1	6	4	8	9	8	6
MIAMI	149	128	134	114	119	124	134	98	149	111	126	127
NASHVILLE	30	19	23	26	33	29	38	33	24	36	22	30
ORLANDO	68	72	64	84	72	80	71	79	73	81	79	60
SPRINGFIELD	6	8	11	3	4	10	7	10	8	9	8	8
TAMPA	96	76	91	80	80	93	99	97	107	87	87	100
HOC: DENVER	947	915	892	878	804	933	999	923	802	919	938	904
ALBUQUERQUE	22	25	14	14	13	12	19	15	18	17	13	15
CASPER	7	4	5	6	5	8	5	8	7	4	5	6
DALLAS	77	71	74	57	65	64	69	77	46	77	92	61
DENVER	292	289	315	277	271	315	289	267	272	291	270	282
DES MOINES	13	10	8	8	8	13	9	9	14	17	7	9
FARGO	0	2	2	0	0	3	2	2	1	1	2	2
FT. WORTH	57	66	57	56	65	61	73	64	31	63	87	54
HELENA	17	15	13	14	6	12	20	14	13	19	11	17
HOUSTON	71	58	56	68	40	55	76	59	33	64	56	65
KANSAS CITY	28	25	20	15	23	18	20	18	19	24	9	18
LITTLE ROCK	12	9	14	10	17	18	17	16	14	10	14	11
LUBBOCK	7	4	17	8	11	11	9	7	8	10	10	10
MILWAUKEE	22	28	30	26	19	18	26	20	17	20	17	17
MINN. ST. PAUL	39	47	31	29	35	23	42	43	38	26	30	29
NEW ORLEANS	26	24	15	27	10	22	20	21	16	19	16	19
OKLAHOMA CITY	12	9	12	9	12	6	7	6	13	8	11	7
OMAHA	10	9	3	8	5	7	10	8	12	15	9	6
SALT LAKE CITY	141	142	113	158	122	181	189	182	160	137	159	185
SAN ANTONIO	53	42	45	58	53	51	62	48	36	66	79	46
SHREVEPORT	6	2	4	2	1	10	1	5	3	1	5	8
SILOUX FALLS	3	2	6	6	1	3	2	2	5	4	6	3
ST. LOUIS	10	13	17	10	12	9	13	16	17	14	10	14
TOPEKA	6	11	11	1	5	6	10	11	5	6	9	7
TULSA	16	8	10	11	5	7	9	5	4	6	11	13

Endorsement By Homeownership Centers and Field Offices (Continued)												
	Jul-20	Aug-20	Sep-20	Oct-20	Nov-20	Dec-20	Jan-21	Feb-21	Mar-21	Apr-21	May-21	Jun-21
HOC: PHILADELPHIA	562	536	532	553	545	595	706	547	617	576	593	556
ALBANY	14	11	5	9	7	10	11	11	12	7	18	12
BALTIMORE	30	24	29	38	22	34	32	29	31	33	37	33
BANGOR	13	8	7	4	9	8	4	7	7	11	10	7
BOSTON	46	56	52	55	32	54	46	43	53	48	38	54
BUFFALO	6	9	1	6	6	4	9	9	7	14	13	9
BURLINGTON	1	2	4	1	4	0	1	3	2	2	1	1
CAMDEN	23	25	28	27	12	24	29	28	22	20	25	24
CHARLESTON	8	5	5	8	8	4	8	5	12	6	3	4
CINCINNATI	10	9	9	13	6	12	14	13	10	9	10	13
CLEVELAND	18	9	22	22	17	10	32	31	23	23	15	15
COLUMBUS	15	32	22	22	31	35	36	19	28	20	23	28
DETROIT	20	16	18	12	15	23	34	23	19	18	20	16
FLINT	6	4	2	4	4	3	0	2	8	5	5	1
GRAND RAPIDS	16	24	11	14	20	19	21	13	20	20	16	11
HARTFORD	31	31	23	12	15	29	25	17	24	21	18	19
MANCHESTER	12	8	7	6	10	20	8	6	13	10	9	11
NEW YORK	72	90	68	106	106	98	106	80	91	101	81	73
NEWARK	31	18	49	45	41	44	51	37	29	45	44	42
PHILADELPHIA	53	40	58	33	40	46	76	56	74	57	63	55
PITTSBURGH	15	15	12	19	17	16	22	20	13	12	19	17
PROVIDENCE	6	15	13	3	4	7	6	10	14	10	8	5
RICHMOND	57	49	38	47	59	51	78	46	57	43	67	50
WASH. D. C.	51	29	36	42	55	35	52	34	39	33	41	42
WILMINGTON	8	7	13	5	5	9	5	5	9	8	9	14
HOC: SANTA ANA	1929	1834	1791	1635	1541	1783	2046	1841	2022	1948	2057	1972
ANCHORAGE	6	6	4	6	4	0	3	2	6	3	3	7
BOISE	78	72	74	80	75	79	86	73	88	77	101	112
FRESNO	36	41	51	27	37	51	51	38	53	36	45	49
HONOLULU	11	19	14	14	10	14	22	11	14	7	11	11
LAS VEGAS	68	73	74	71	51	52	81	70	62	65	67	63
LOS ANGELES	357	323	322	262	231	299	298	297	384	327	341	315
PHOENIX	229	227	225	262	205	194	290	267	258	282	253	270
PORTLAND	137	113	118	79	74	112	157	125	121	114	139	127
RENO	19	26	25	30	30	27	25	30	44	36	21	34
SACRAMENTO	150	102	143	123	123	135	134	145	141	109	136	125
SAN DIEGO	128	121	103	88	95	118	121	119	123	106	143	123
SAN FRANCISCO	226	205	166	183	187	188	205	160	226	245	200	200
SANTA ANA	244	255	226	203	197	247	241	225	260	301	283	268
SEATTLE	193	203	197	167	180	199	282	224	226	199	224	222
SPOKANE	23	23	22	19	25	35	25	27	26	32	29	27
TUCSON	24	25	27	21	17	33	25	28	26	28	16	19

Disclaimer: Unaudited, subject to revision and updates from time to time. New View Advisors has attempted to ensure that no errors or omissions exist in the New View Advisors Monthly HECM Endorsement Summary, however New View Advisors does not promise, warranty, or guarantee that the index does not contain errors or omissions.



Monthly HECM Endorsements Summary

Jun 2021

Top 15 Originators													12M	Market
	Jul-20	Aug-20	Sep-20	Oct-20	Nov-20	Dec-20	Jan-21	Feb-21	Mar-21	Apr-21	May-21	Jun-21	Total	%
MARKET TOTAL	4,256	4,007	3,937	3,737	3,561	4,097	4,539	4,066	4,220	4,187	4,350	4,160	49,117	
AMERICAN ADVISORS GROUP	1578	1315	1349	1204	1297	1187	1287	1374	1262	1246	1650	1463	16,212	33.0%
FINANCE OF AMERICA REVERSE LLC	436	361	433	417	382	520	433	465	563	461	438	420	5,329	10.8%
REVERSE MORTGAGE FUNDING LLC	406	362	308	331	259	434	603	376	487	392	382	359	4,699	9.6%
LIBERTY HOME EQUITY SOLUTIONS INC / PHH MORTGAGE CORPORATION	248	240	256	233	259	238	266	255	266	314	278	278	3,131	6.4%
MUTUAL OF OMAHA MORTGAGE, INC.	213	246	222	239	276	280	264	217	247	256	232	332	3,024	6.2%
OPEN MORTGAGE LLC	139	178	236	211	125	232	197	219	201	234	187	163	2,322	4.7%
LONGBRIDGE FINANCIAL LLC	199	275	167	157	75	191	280	223	182	208	149	163	2,269	4.6%
FAIRWAY INDEPENDENT MORTGAGE C	182	160	161	144	136	154	197	169	159	138	121	117	1,838	3.7%
HIGH TECH LENDING INC	95	98	79	56	107	56	94	42	98	74	86	95	980	2.0%
ADVISORS MORTGAGE GROUP LLC	56	49	52	42	50	58	65	44	75	57	63	57	668	1.4%
FINANCE OF AMERICA MORTGAGE LL	43	43	39	39	41	33	64	49	39	62	59	54	565	1.2%
ALL REVERSE MORTGAGE, INC.	64	72	48	37	21	37	63	46	36	54	34	31	543	1.1%
CHERRY CREEK MORTGAGE, LLC	14	52	25	60	46	71	42	49	47	43	48	40	537	1.1%
MONEY HOUSE INC	23	19	47	36	49	31	35	41	14	46	48	82	471	1.0%
TRADITIONAL MORTGAGE ACCEPTANC	37	42	21	52	4	33	13	16	1	43	115	3	380	0.8%

Disclaimer: Unaudited, subject to revision and updates from time to time. New View Advisors has attempted to ensure that no errors or omissions exist in the New View Advisors Monthly HECM Endorsement Summary, however New View Advisors does not promise, warranty, or guarantee that the index does not contain errors or omissions.

Copyright 2020 © - New View Advisors LLC. All Rights Reserved



Monthly HECM Endorsements Summary

Jun 2021

Most Active Wholesale Originators (Originated Loans Sponsored by Another Party)													
	6/1/2020	7/1/2020	8/1/2020	9/1/2020	10/1/2020	11/1/2020	12/1/2020	1/1/2021	2/1/2021	3/1/2021	4/1/2021	5/1/2021	Total
FAIRWAY INDEPENDENT MORTGAGE CORPORATION	179	182	160	160	145	134	154	197	169	158	138	121	1,897
SOUTH RIVER MORTGAGE, LLC	22	48	51	106	71	45	96	116	122	119	148	126	1,070
ENNKAR, INC.	48	62	63	55	56	46	56	89	66	69	88	72	770
ADVISORS MORTGAGE GROUP LLC	36	56	49	52	41	48	55	63	44	53	28	33	558
FINANCE OF AMERICA MORTGAGE LLC	41	43	43	39	40	38	33	65	50	40	63	59	554
ALL REVERSE MORTGAGE, INC.	28	64	72	48	37	21	37	62	46	36	54	34	539
AMERICAN PACIFIC MORTGAGE	15	22	23	24	17	19	18	36	26	26	24	18	268
PRIMARY RESIDENTIAL MORTGAGE, INC.	24	28	22	18	18	19	19	17	20	24	18	31	258
INTEGRITY 1ST MORTGAGE, INC.	16	22	22	16	19	5	22	22	23	19	25	28	239
HERITAGE HOME LOANS LLC	6	23	27	10	15	6	19	42	21	16	19	20	224
MAGNOLIA BANK	16	20	13	12	13	6	18	10	24	35	25	23	215
HOMEBRIDGE FINANCIAL SERVICES INC	16	14	17	11	26	19	20	22	13	17	21	14	210
SENIOR LENDING CORPORATION	6	14	15	20	14	12	26	22	12	29	20	19	209
JET DIRECT FUNDING CORP	18	11	13	15	17	18	10	23	10	24	23	16	198
BROKER SOLUTIONS INC	21	20	25	12	18	13	19	20	17	10	16	6	197

Disclaimer: Unaudited, subject to revision and updates from time to time. New View Advisors has attempted to ensure that no errors or omissions exist in the New View Advisors Monthly HECM Endorsement Summary, however New View Advisors does not promise, warranty, or guarantee that the index does not contain errors or omissions.

Copyright 2020 © - New View Advisors LLC. All Rights Reserved



Monthly HECM Endorsements Summary

Jun 2021

Most Active Wholesale Sponsors (Sponsored Loans Originated by Another Party)													
	6/1/2020	7/1/2020	8/1/2020	9/1/2020	10/1/2020	11/1/2020	12/1/2020	1/1/2021	2/1/2021	3/1/2021	4/1/2021	5/1/2021	Total
FINANCE OF AMERICA REVERSE LLC	534	567	437	535	473	454	542	636	522	599	539	489	6,327
LONGBRIDGE FINANCIAL LLC	162	281	361	241	211	126	235	395	305	256	320	215	3,108
REVERSE MORTGAGE FUNDING LLC	214	272	260	196	189	172	290	324	264	306	199	235	2,921
AMERICAN ADVISORS GROUP	278	309	223	209	189	217	237	238	220	215	110	264	2,709
LIBERTY HOME EQUITY SOLUTIONS INC / PHH MORTGAGE CORPORATION	239	227	189	227	208	209	188	193	193	218	248	173	2,512
OPEN MORTGAGE LLC	46	74	115	166	148	75	160	142	162	158	197	139	1,582
MUTUAL OF OMAHA MORTGAGE, INC.	61	58	60	53	49	55	61	55	53	52	55	44	656
MONEY HOUSE INC	44	22	19	47	34	46	31	34	41	14	42	47	421
HIGH TECH LENDING INC	64	24	30	30	17	21	19	30	13	21	26	27	322
PLAZA HOME MORTGAGE, INC.	29	19	15	21	14	16	15	11	8	10	15	12	185
MCM HOLDINGS INC	3	5	9	7	15	9	18	17	21	24	17	27	172
CHERRY CREEK MORTGAGE, LLC	10	5	15	11	11	11	19	11	12	5	4	10	124
MIDWEST LOAN SOLUTIONS INC	9	10	7	4	4	12	15	13	9	12	2	3	100
TRADITIONAL MORTGAGE ACCEPTANCE CORPORAT	4	4	11	1	18	1	7	4	3	0	6	15	74
CHERRY CREEK MORTGAGE, LLC	0	0	0	0	0	11	19	11	12	5	4	10	72

Disclaimer: Unaudited, subject to revision and updates from time to time. New View Advisors has attempted to ensure that no errors or omissions exist in the New View Advisors Monthly HECM Endorsement Summary, however New View Advisors does not promise, warranty, or guarantee that the index does not contain errors or omissions.

Copyright 2020 © - New View Advisors LLC. All Rights Reserved



Monthly HECM Endorsements Summary

Jun 2021

The lender ranking report ranks all HECM lenders by the origination volume during the most recently 12 months.				
Lender Ranking				
HECM Loans Originated in November 2018 - October 2019 and Securitized in November 2018 - November 2019				
Rank	Lender	Original HECM Loan Balances	Loans	Market Share
1			
2			
3			
4			
5			
6			
7			
8			
9			
10	Company23	\$ 68,868,788	469	1.72%
11	Company534	\$ 60,631,315	684	1.51%
12	Company655	\$ 52,455,278	351	1.31%
13	Company77	\$ 43,616,322	234	1.09%
14	Company133	\$ 42,065,746	285	1.05%
15	Company565	\$ 39,445,217	250	0.98%
			
			
			
			
			
1518	Company667	\$ 12,147	1	0.00%
1519	Company15	\$ 11,764	1	0.00%
1520	Company554	\$ 10,514	1	0.00%
1521	Company676	\$ 9,843	1	0.00%
1522	Company755	\$ 8,831	1	0.00%
	Grand Total	\$ 4,008,112,129	31,878	100.00%

Disclaimer: Unaudited, subject to revision and updates from time to time. New View Advisors has attempted to ensure that no errors or omissions exist in the New View Advisors Monthly HECM Endorsement Summary, however New View Advisors does not promise, warranty, or guarantee that the index does not contain errors or omissions.

