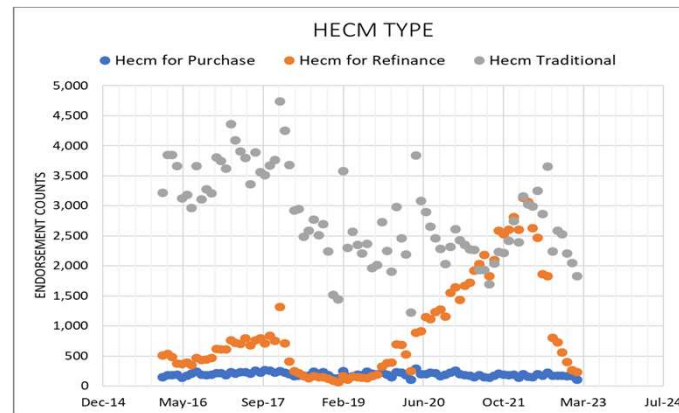
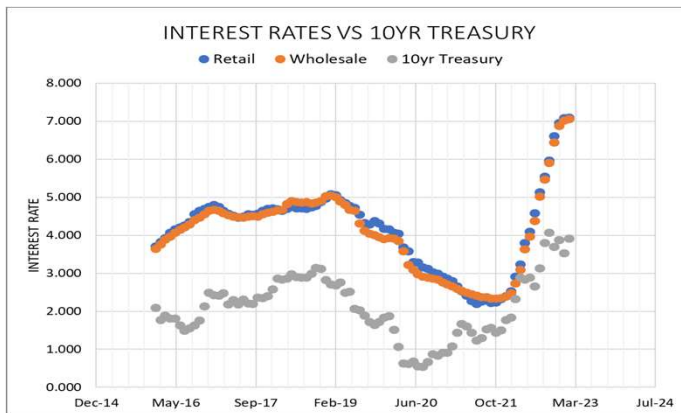
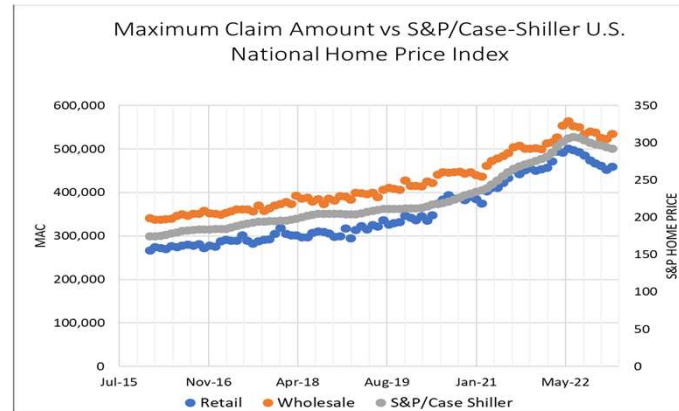
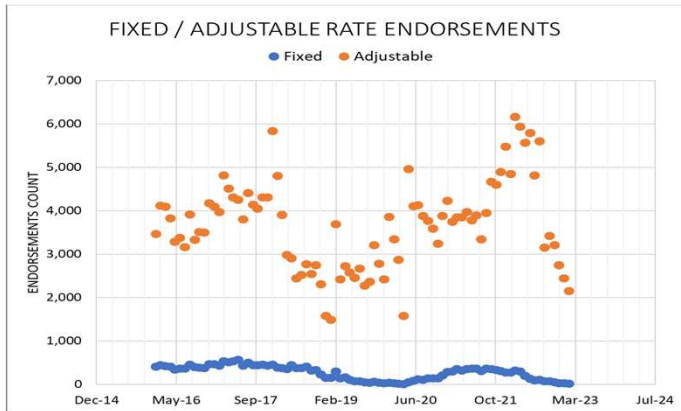


**New View Advisors LLC**  
 999 Vanderbilt Beach Road, Suite 200  
 Naples, FL 34108  
 By email: info@newviewadvisors.com  
 Michael McCully mkm@newviewadvisors.com  
 Joe Kelly jjk@newviewadvisors.com  
 Kejian Wu kwu@newviewadvisors.com  
 By phone: 239-631-6165

Data source - HUD FHA HECM Single Family Portfolio Snap Shot and HECM Endorsement Summary Reports. For details please see reports at the following websites:  
<https://apps.hud.gov/pub/chums/f17fvc/hecm.cfm>  
[https://www.hud.gov/program\\_offices/housing/rmra/oe/rpts/hecmfsnap/hecmfsnap](https://www.hud.gov/program_offices/housing/rmra/oe/rpts/hecmfsnap/hecmfsnap)

Disclaimer: Unaudited, subject to revision and updates from time to time. New View Advisors has attempted to ensure that no errors or omissions exist in the New View Advisors Monthly HECM Endorsement Summary, however New View Advisors does not promise, warranty, or guarantee that the index does not contain errors or omissions.



Disclaimer: Unaudited, subject to revision and updates from time to time. New View Advisors has attempted to ensure that no errors or omissions exist in the New View Advisors Monthly HECM Endorsement Summary, however New View Advisors does not promise, warranty, or guarantee that the index does not contain errors or omissions.



# Monthly HECM Endorsements Summary

Mar 2023

| Endorsement By Homeownership Centers and Field Offices |             |             |             |             |             |            |            |            |            |            |            |             |
|--|-------------|-------------|-------------|-------------|-------------|------------|------------|------------|------------|------------|------------|-------------|
|  | Apr-22      | May-22      | Jun-22      | Jul-22      | Aug-22      | Sep-22     | Oct-22     | Nov-22     | Dec-22     | Jan-23     | Feb-23     | Mar-23      |
| <b>HOC: ATLANTA</b>                                    | <b>1169</b> | <b>1116</b> | <b>1212</b> | <b>1070</b> | <b>1132</b> | <b>730</b> | <b>699</b> | <b>681</b> | <b>677</b> | <b>621</b> | <b>536</b> | <b>1012</b> |
| ATLANTA  | 127         | 122         | 116         | 102         | 127         | 93         | 107        | 98         | 69         | 69         | 53         | 133         |
| BIRMINGHAM   | 23          | 37          | 29          | 36          | 24          | 21         | 23         | 23         | 19         | 18         | 19         | 26          |
| CARIBBEAN  | 1           | 0           | 3           | 0           | 0           | 0          | 0          | 1          | 0          | 0          | 0          | 0           |
| CHICAGO  | 49          | 37          | 45          | 27          | 39          | 21         | 34         | 26         | 30         | 26         | 22         | 41          |
| COLUMBIA   | 55          | 84          | 78          | 64          | 70          | 45         | 54         | 39         | 33         | 41         | 27         | 67          |
| GREENSBORO   | 151         | 152         | 162         | 132         | 153         | 84         | 108        | 84         | 96         | 81         | 66         | 135         |
| INDIANAPOLIS   | 46          | 42          | 34          | 28          | 42          | 20         | 36         | 28         | 30         | 25         | 22         | 48          |
| JACKSON  | 6           | 4           | 12          | 9           | 14          | 6          | 7          | 8          | 5          | 9          | 3          | 13          |
| JACKSONVILLE   | 84          | 88          | 103         | 80          | 97          | 65         | 59         | 44         | 43         | 38         | 59         | 86          |
| KNOXVILLE  | 48          | 33          | 44          | 46          | 56          | 35         | 39         | 37         | 35         | 29         | 21         | 29          |
| LOUISVILLE   | 13          | 18          | 21          | 16          | 19          | 14         | 14         | 22         | 12         | 7          | 15         | 23          |
| MEMPHIS  | 13          | 8           | 7           | 4           | 6           | 2          | 7          | 8          | 6          | 5          | 5          | 6           |
| MIAMI  | 208         | 173         | 216         | 196         | 182         | 97         | 72         | 85         | 85         | 90         | 85         | 125         |
| NASHVILLE  | 48          | 42          | 57          | 52          | 47          | 44         | 39         | 27         | 30         | 25         | 16         | 40          |
| ORLANDO  | 128         | 119         | 100         | 114         | 114         | 73         | 49         | 50         | 76         | 78         | 53         | 107         |
| SPRINGFIELD  | 7           | 4           | 9           | 10          | 6           | 6          | 4          | 5          | 3          | 4          | 4          | 9           |
| TAMPA  | 162         | 153         | 176         | 154         | 136         | 104        | 47         | 96         | 105        | 76         | 66         | 124         |
| <b>HOC: DENVER</b>                                     | <b>1536</b> | <b>1364</b> | <b>1243</b> | <b>1130</b> | <b>1208</b> | <b>786</b> | <b>852</b> | <b>761</b> | <b>634</b> | <b>592</b> | <b>499</b> | <b>903</b>  |
| ALBUQUERQUE  | 34          | 30          | 23          | 23          | 27          | 20         | 27         | 26         | 14         | 14         | 10         | 27          |
| CASPER   | 5           | 7           | 7           | 7           | 7           | 6          | 5          | 5          | 6          | 3          | 5          | 6           |
| DALLAS   | 103         | 96          | 86          | 90          | 109         | 67         | 67         | 54         | 66         | 59         | 41         | 110         |
| DENVER   | 442         | 422         | 354         | 318         | 302         | 200        | 225        | 185        | 145        | 134        | 116        | 160         |
| DES MOINES   | 9           | 4           | 11          | 7           | 19          | 7          | 6          | 9          | 7          | 11         | 4          | 13          |
| FARGO  | 4           | 2           | 0           | 3           | 0           | 0          | 0          | 2          | 2          | 0          | 0          | 2           |
| FT. WORTH  | 118         | 89          | 76          | 78          | 88          | 50         | 57         | 71         | 66         | 51         | 38         | 64          |
| HELENA   | 36          | 35          | 35          | 30          | 18          | 17         | 25         | 21         | 22         | 15         | 8          | 18          |
| HOUSTON  | 78          | 73          | 78          | 65          | 79          | 52         | 53         | 57         | 40         | 43         | 51         | 96          |
| KANSAS CITY  | 25          | 30          | 22          | 19          | 20          | 12         | 17         | 11         | 14         | 15         | 14         | 22          |
| LITTLE ROCK  | 16          | 18          | 22          | 16          | 16          | 9          | 14         | 16         | 11         | 7          | 15         | 24          |
| LUBBOCK  | 10          | 13          | 11          | 17          | 10          | 14         | 13         | 11         | 5          | 6          | 5          | 8           |
| MILWAUKEE  | 30          | 39          | 15          | 15          | 13          | 16         | 14         | 20         | 7          | 16         | 14         | 17          |
| MINN. ST. PAUL   | 41          | 34          | 41          | 42          | 35          | 21         | 26         | 14         | 23         | 20         | 17         | 38          |
| NEW ORLEANS  | 17          | 16          | 11          | 18          | 19          | 6          | 19         | 17         | 6          | 9          | 13         | 26          |
| OKLAHOMA CITY  | 9           | 8           | 6           | 16          | 14          | 15         | 19         | 13         | 8          | 8          | 10         | 24          |
| OMAHA  | 12          | 6           | 12          | 9           | 13          | 10         | 13         | 8          | 7          | 7          | 3          | 14          |
| SALT LAKE CITY   | 357         | 293         | 300         | 229         | 255         | 165        | 145        | 129        | 100        | 101        | 70         | 109         |
| SAN ANTONIO  | 148         | 105         | 97          | 84          | 115         | 65         | 75         | 64         | 51         | 41         | 39         | 75          |
| SHREVEPORT   | 4           | 3           | 3           | 2           | 3           | 7          | 1          | 2          | 1          | 3          | 0          | 5           |
| SIOUX FALLS  | 6           | 4           | 4           | 6           | 6           | 2          | 3          | 4          | 6          | 4          | 6          | 6           |
| ST. LOUIS  | 14          | 18          | 14          | 7           | 10          | 7          | 12         | 6          | 11         | 5          | 8          | 15          |
| TOPEKA   | 10          | 8           | 7           | 17          | 16          | 9          | 7          | 9          | 12         | 10         | 9          | 10          |
| TULSA  | 8           | 11          | 8           | 12          | 14          | 9          | 9          | 7          | 4          | 10         | 3          | 14          |

| Endorsement By Homeownership Centers and Field Offices (Continued) |             |             |             |             |             |             |             |             |             |            |            |             |
|--|-------------|-------------|-------------|-------------|-------------|-------------|-------------|-------------|-------------|------------|------------|-------------|
|  | Apr-22      | May-22      | Jun-22      | Jul-22      | Aug-22      | Sep-22      | Oct-22      | Nov-22      | Dec-22      | Jan-23     | Feb-23     | Mar-23      |
| <b>HOC: PHILADELPHIA</b>   | <b>651</b>  | <b>638</b>  | <b>654</b>  | <b>574</b>  | <b>708</b>  | <b>418</b>  | <b>523</b>  | <b>459</b>  | <b>397</b>  | <b>404</b> | <b>353</b> | <b>685</b>  |
| ALBANY   | 9           | 11          | 14          | 11          | 14          | 5           | 10          | 13          | 12          | 6          | 5          | 15          |
| BALTIMORE  | 26          | 31          | 41          | 29          | 38          | 26          | 38          | 20          | 26          | 23         | 14         | 42          |
| BANGOR   | 19          | 19          | 15          | 13          | 24          | 9           | 18          | 13          | 11          | 10         | 12         | 18          |
| BOSTON   | 53          | 63          | 65          | 52          | 62          | 46          | 48          | 58          | 33          | 35         | 43         | 38          |
| BUFFALO  | 10          | 7           | 7           | 2           | 4           | 7           | 6           | 4           | 3           | 4          | 4          | 10          |
| BURLINGTON   | 3           | 3           | 5           | 5           | 4           | 1           | 5           | 3           | 7           | 3          | 1          | 6           |
| CAMDEN   | 34          | 40          | 36          | 35          | 39          | 21          | 31          | 23          | 21          | 25         | 17         | 48          |
| CHARLESTON   | 4           | 8           | 4           | 3           | 2           | 2           | 3           | 5           | 1           | 4          | 3          | 8           |
| CINCINNATI   | 12          | 9           | 13          | 9           | 9           | 7           | 7           | 13          | 8           | 11         | 9          | 5           |
| CLEVELAND  | 23          | 19          | 15          | 18          | 26          | 15          | 22          | 18          | 12          | 19         | 9          | 34          |
| COLUMBUS   | 29          | 21          | 23          | 30          | 45          | 19          | 33          | 22          | 22          | 17         | 18         | 34          |
| DETROIT  | 18          | 26          | 28          | 26          | 24          | 10          | 21          | 15          | 14          | 14         | 10         | 21          |
| FLINT  | 4           | 2           | 1           | 3           | 11          | 2           | 6           | 2           | 3           | 4          | 2          | 10          |
| GRAND RAPIDS   | 35          | 35          | 22          | 15          | 39          | 16          | 15          | 16          | 12          | 12         | 6          | 25          |
| HARTFORD   | 26          | 25          | 15          | 14          | 33          | 19          | 25          | 25          | 16          | 19         | 18         | 30          |
| MANCHESTER   | 19          | 12          | 17          | 17          | 18          | 8           | 15          | 13          | 16          | 7          | 11         | 18          |
| NEW YORK   | 78          | 77          | 78          | 103         | 82          | 61          | 57          | 48          | 34          | 49         | 35         | 60          |
| NEWARK   | 58          | 53          | 48          | 32          | 41          | 26          | 28          | 28          | 22          | 30         | 23         | 50          |
| PHILADELPHIA   | 59          | 40          | 57          | 47          | 60          | 34          | 44          | 33          | 45          | 43         | 31         | 84          |
| PITTSBURGH   | 14          | 16          | 20          | 11          | 15          | 8           | 14          | 16          | 15          | 10         | 11         | 15          |
| PROVIDENCE   | 8           | 8           | 8           | 13          | 15          | 7           | 12          | 9           | 9           | 7          | 6          | 11          |
| RICHMOND   | 60          | 66          | 72          | 53          | 55          | 43          | 40          | 39          | 34          | 36         | 40         | 61          |
| WASH. D. C.  | 38          | 35          | 35          | 26          | 36          | 21          | 16          | 18          | 15          | 9          | 20         | 23          |
| WILMINGTON   | 12          | 12          | 15          | 7           | 12          | 5           | 9           | 5           | 6           | 7          | 5          | 19          |
| <b>HOC: SANTA ANA</b>  | <b>2909</b> | <b>2665</b> | <b>2828</b> | <b>2154</b> | <b>2679</b> | <b>1301</b> | <b>1430</b> | <b>1371</b> | <b>1078</b> | <b>872</b> | <b>797</b> | <b>1189</b> |
| ANCHORAGE  | 0           | 1           | 2           | 2           | 3           | 0           | 0           | 2           | 2           | 1          | 1          | 5           |
| BOISE  | 132         | 162         | 157         | 109         | 138         | 59          | 100         | 99          | 82          | 63         | 53         | 66          |
| FRESNO   | 75          | 51          | 69          | 50          | 88          | 41          | 50          | 45          | 33          | 33         | 27         | 39          |
| HONOLULU   | 21          | 15          | 27          | 25          | 20          | 12          | 9           | 6           | 7           | 7          | 14         | 6           |
| LAS VEGAS  | 132         | 119         | 105         | 84          | 114         | 58          | 49          | 72          | 45          | 32         | 19         | 60          |
| LOS ANGELES  | 398         | 381         | 373         | 293         | 328         | 145         | 156         | 178         | 134         | 98         | 128        | 180         |
| PHOENIX  | 438         | 429         | 471         | 370         | 484         | 266         | 270         | 206         | 171         | 142        | 106        | 164         |
| PORTLAND   | 216         | 190         | 160         | 140         | 187         | 77          | 105         | 91          | 64          | 60         | 52         | 93          |
| RENO   | 57          | 61          | 57          | 38          | 53          | 23          | 25          | 28          | 20          | 17         | 13         | 18          |
| SACRAMENTO   | 202         | 182         | 173         | 151         | 164         | 80          | 76          | 99          | 74          | 57         | 44         | 92          |
| SAN DIEGO  | 166         | 180         | 193         | 105         | 155         | 76          | 85          | 64          | 51          | 51         | 44         | 43          |
| SAN FRANCISCO  | 261         | 194         | 235         | 172         | 192         | 91          | 110         | 104         | 93          | 70         | 85         | 95          |
| SANTA ANA  | 458         | 388         | 434         | 326         | 376         | 185         | 196         | 179         | 128         | 124        | 110        | 164         |
| SEATTLE  | 255         | 232         | 276         | 231         | 279         | 133         | 147         | 143         | 130         | 84         | 78         | 115         |
| SPOKANE  | 53          | 40          | 39          | 28          | 47          | 25          | 22          | 26          | 20          | 18         | 8          | 17          |
| TUCSON   | 45          | 40          | 57          | 30          | 51          | 30          | 30          | 29          | 24          | 15         | 15         | 32          |

Disclaimer: Unaudited, subject to revision and updates from time to time. New View Advisors has attempted to ensure that no errors or omissions exist in the New View Advisors Monthly HECM Endorsement Summary, however New View Advisors does not promise, warranty, or guarantee that the index does not contain errors or omissions.



## Monthly HECM Endorsements Summary

Mar 2023

| Top 15 Originators             |        |        |        |        |        |        |        |        |        |        |        |        | 12M    | Market |
|--------------------------------|--------|--------|--------|--------|--------|--------|--------|--------|--------|--------|--------|--------|--------|--------|
|                                | Apr-22 | May-22 | Jun-22 | Jul-22 | Aug-22 | Sep-22 | Oct-22 | Nov-22 | Dec-22 | Jan-23 | Feb-23 | Mar-23 | Total  | %      |
| MARKET TOTAL                   | 6,265  | 5,783  | 5,937  | 4,928  | 5,727  | 3,235  | 3,504  | 3,272  | 2,786  | 2,489  | 2,185  | 3,789  | 49,900 |        |
| AMERICAN ADVISORS GROUP        | 1758   | 1567   | 1497   | 1257   | 1222   | 609    | 812    | 688    | 526    | 447    | 468    | 1970   | 14,765 | 29.6%  |
| MUTUAL OF OMAHA MORTGAGE, INC. | 470    | 513    | 575    | 421    | 504    | 467    | 479    | 439    | 463    | 428    | 418    | 472    | 6,189  | 12.4%  |
| FINANCE OF AMERICA REVERSE LLC | 702    | 775    | 819    | 628    | 590    | 326    | 267    | 217    | 154    | 190    | 128    | 144    | 5,589  | 11.2%  |
| LONGBRIDGE FINANCIAL LLC       | 378    | 313    | 484    | 632    | 931    | 264    | 285    | 294    | 321    | 244    | 300    | 241    | 5,091  | 10.2%  |
| PHH MORTGAGE CORPORATION       | 496    | 358    | 308    | 215    | 274    | 181    | 205    | 260    | 185    | 157    | 117    | 140    | 3,399  | 6.8%   |
| REVERSE MORTGAGE FUNDING LLC   | 484    | 578    | 399    | 221    | 297    | 198    | 269    | 263    | 93     | 8      | 1      | 0      | 3,342  | 6.7%   |
| FAIRWAY INDEPENDENT MORTGAGE C | 305    | 271    | 237    | 177    | 294    | 201    | 196    | 200    | 180    | 234    | 93     | 78     | 2,731  | 5.5%   |
| OPEN MORTGAGE LLC              | 241    | 182    | 177    | 164    | 162    | 132    | 112    | 103    | 106    | 57     | 60     | 90     | 1,800  | 3.6%   |
| CHERRY CREEK MORTGAGE, LLC     | 113    | 71     | 134    | 41     | 53     | 61     | 70     | 75     | 61     | 64     | 36     | 79     | 956    | 1.9%   |
| TRADITIONAL MORTGAGE ACCEPTANC | 44     | 7      | 94     | 123    | 136    | 129    | 71     | 31     | 27     | 41     | 59     | 27     | 915    | 1.8%   |
| PREMIUM SECURITY INC. D/B/A HO | 188    | 126    | 74     | 59     | 66     | 45     | 61     | 50     | 31     | 15     | 1      | 1      | 819    | 1.6%   |
| MONEY HOUSE INC                | 58     | 55     | 112    | 70     | 73     | 46     | 29     | 32     | 54     | 19     | 18     | 32     | 672    | 1.3%   |
| ADVISORS MORTGAGE GROUP LLC    | 84     | 75     | 71     | 47     | 46     | 19     | 21     | 15     | 19     | 22     | 18     | 20     | 580    | 1.2%   |
| ALL REVERSE MORTGAGE, INC.     | 39     | 52     | 54     | 69     | 96     | 32     | 29     | 31     | 25     | 19     | 16     | 22     | 537    | 1.1%   |
| PLAZA HOME MORTGAGE, INC.      | 43     | 34     | 38     | 52     | 47     | 26     | 35     | 27     | 38     | 62     | 25     | 23     | 501    | 1.0%   |

Disclaimer: Unaudited, subject to revision and updates from time to time. New View Advisors has attempted to ensure that no errors or omissions exist in the New View Advisors Monthly HECM Endorsement Summary, however New View Advisors does not promise, warranty, or guarantee that the index does not contain errors or omissions.



## Monthly HECM Endorsements Summary

Mar 2023

| Most Active Wholesale Originators (Originated Loans Sponsored by Another Party) |          |          |          |          |          |          |          |           |           |           |          |          |       |
|---|----------|----------|----------|----------|----------|----------|----------|-----------|-----------|-----------|----------|----------|-------|
|   | 3/1/2022 | 4/1/2022 | 5/1/2022 | 6/1/2022 | 7/1/2022 | 8/1/2022 | 9/1/2022 | 10/1/2022 | 11/1/2022 | 12/1/2022 | 1/1/2023 | 2/1/2023 | Total |
| FAIRWAY INDEPENDENT MORTGAGE CORPORATION  | 257      | 253      | 205      | 184      | 120      | 210      | 149      | 108       | 80        | 56        | 53       | 20       | 1,695 |
| SOUTH RIVER MORTGAGE, LLC   | 180      | 185      | 130      | 153      | 136      | 140      | 97       | 81        | 70        | 77        | 40       | 49       | 1,338 |
| FINANCE OF AMERICA MORTGAGE LLC   | 87       | 91       | 128      | 122      | 109      | 92       | 49       | 47        | 30        | 36        | 9        | 1        | 801   |
| ENNKAR, INC.  | 103      | 125      | 110      | 104      | 77       | 74       | 11       | 9         | 4         | 11        | 8        | 7        | 643   |
| ALL REVERSE MORTGAGE, INC.  | 53       | 39       | 52       | 54       | 69       | 96       | 32       | 29        | 31        | 26        | 19       | 16       | 516   |
| AMERICAN PACIFIC MORTGAGE   | 33       | 36       | 28       | 31       | 36       | 55       | 16       | 21        | 31        | 19        | 24       | 22       | 352   |
| HERITAGE HOME LOANS LLC   | 39       | 41       | 31       | 44       | 41       | 57       | 17       | 21        | 17        | 17        | 19       | 7        | 351   |
| HOMEBRIDGE FINANCIAL SERVICES INC   | 32       | 25       | 24       | 32       | 29       | 35       | 12       | 18        | 14        | 16        | 8        | 15       | 260   |
| REVERSE FREEDOM, LLC  | 30       | 35       | 48       | 28       | 19       | 19       | 11       | 19        | 18        | 5         | 4        | 11       | 247   |
| PRIMARY RESIDENTIAL MORTGAGE INC  | 33       | 28       | 35       | 27       | 21       | 26       | 15       | 14        | 14        | 13        | 5        | 6        | 237   |
| C2 FINANCIAL CORPORATION  | 29       | 13       | 18       | 26       | 17       | 32       | 21       | 17        | 15        | 6         | 12       | 21       | 227   |
| AMERICAN FINANCIAL MORTGAGE SERVICES, IN  | 36       | 14       | 17       | 25       | 21       | 44       | 10       | 6         | 10        | 14        | 9        | 6        | 212   |
| ADVISORS MORTGAGE GROUP LLC   | 26       | 32       | 23       | 29       | 23       | 24       | 8        | 10        | 6         | 6         | 3        | 5        | 195   |
| FIRST AMERICAN HOME LOANS, INC  | 19       | 12       | 8        | 26       | 22       | 40       | 14       | 11        | 14        | 4         | 12       | 6        | 188   |
| SENIOR LENDING CORPORATION  | 18       | 33       | 18       | 24       | 21       | 17       | 13       | 4         | 5         | 6         | 3        | 10       | 172   |

Disclaimer: Unaudited, subject to revision and updates from time to time. New View Advisors has attempted to ensure that no errors or omissions exist in the New View Advisors Monthly HECM Endorsement Summary, however New View Advisors does not promise, warranty, or guarantee that the index does not contain errors or omissions.

Copyright 2020 © - New View Advisors LLC. All Rights Reserved



## Monthly HECM Endorsements Summary

Mar 2023

| Most Active Wholesale Sponsors (Sponsored Loans Originated by Another Party) |          |          |          |          |          |          |          |           |           |           |          |          |       |
|--|----------|----------|----------|----------|----------|----------|----------|-----------|-----------|-----------|----------|----------|-------|
|  | 3/1/2022 | 4/1/2022 | 5/1/2022 | 6/1/2022 | 7/1/2022 | 8/1/2022 | 9/1/2022 | 10/1/2022 | 11/1/2022 | 12/1/2022 | 1/1/2023 | 2/1/2023 | Total |
| FINANCE OF AMERICA REVERSE LLC   | 799      | 797      | 872      | 849      | 601      | 710      | 449      | 391       | 300       | 206       | 252      | 160      | 6,386 |
| Longbridge Financial LLC   | 512      | 504      | 433      | 540      | 711      | 1066     | 339      | 313       | 325       | 354       | 258      | 265      | 5,620 |
| PHH Mortgage Corporation   | 299      | 329      | 185      | 179      | 106      | 174      | 105      | 150       | 165       | 152       | 127      | 92       | 2,063 |
| REVERSE MORTGAGE FUNDING LLC   | 286      | 292      | 317      | 236      | 128      | 182      | 114      | 147       | 135       | 43        | 2        | 0        | 1,882 |
| AMERICAN ADVISORS GROUP  | 262      | 226      | 237      | 204      | 186      | 171      | 72       | 119       | 127       | 90        | 52       | 85       | 1,831 |
| OPEN MORTGAGE LLC  | 184      | 205      | 165      | 141      | 127      | 131      | 102      | 87        | 78        | 78        | 41       | 40       | 1,379 |
| MUTUAL OF OMAHA MORTGAGE, INC.   | 84       | 81       | 85       | 84       | 47       | 53       | 56       | 50        | 40        | 42        | 33       | 46       | 701   |
| MONEY HOUSE INC  | 71       | 57       | 55       | 108      | 70       | 70       | 44       | 28        | 31        | 54        | 19       | 18       | 625   |
| TRADITIONAL MORTGAGE ACCEPTANCE CORPORAT                                     | 44       | 15       | 7        | 36       | 50       | 66       | 67       | 51        | 30        | 27        | 47       | 67       | 507   |
| PLAZA HOME MORTGAGE, INC.  | 50       | 44       | 34       | 38       | 51       | 45       | 25       | 36        | 27        | 37        | 61       | 25       | 473   |
| HIGH TECH LENDING INC  | 51       | 52       | 34       | 46       | 35       | 28       | 23       | 30        | 30        | 11        | 34       | 18       | 392   |
| CLICK N' CLOSE, INC.   | 0        | 0        | 0        | 44       | 43       | 60       | 36       | 42        | 39        | 32        | 53       | 37       | 386   |
| MCM HOLDINGS INC   | 8        | 16       | 3        | 59       | 36       | 14       | 15       | 18        | 20        | 9         | 14       | 12       | 224   |
| MID AMERICA MORTGAGE INC.  | 44       | 43       | 57       | 0        | 0        | 0        | 0        | 0         | 0         | 0         | 0        | 0        | 144   |
| CHERRY CREEK MORTGAGE, LLC   | 16       | 9        | 5        | 15       | 8        | 9        | 8        | 11        | 17        | 4         | 12       | 7        | 121   |

Disclaimer: Unaudited, subject to revision and updates from time to time. New View Advisors has attempted to ensure that no errors or omissions exist in the New View Advisors Monthly HECM Endorsement Summary, however New View Advisors does not promise, warranty, or guarantee that the index does not contain errors or omissions.

Copyright 2020 © - New View Advisors LLC. All Rights Reserved



## Monthly HECM Endorsements Summary

Mar 2023

| The lender ranking report ranks all HECM lenders by the origination volume during the most recently 12 months. |                    |                             |               |                |
|--|--------------------|-----------------------------|---------------|----------------|
| Lender Ranking   |                    |                             |               |                |
| HECM Loans Originated in November 2018 - October 2019 and Securitized in November 2018 - November 2019         |                    |                             |               |                |
| Rank   | Lender             | Original HECM Loan Balances | Loans         | Market Share   |
| 1  | ....               |                             |               |                |
| 2  | ....               |                             |               |                |
| 3  | ....               |                             |               |                |
| 4  | ....               |                             |               |                |
| 5  | ....               |                             |               |                |
| 6  | ....               |                             |               |                |
| 7  | ....               |                             |               |                |
| 8  | ....               |                             |               |                |
| 9  | ....               |                             |               |                |
| 10   | Company23          | \$ 68,868,788               | 469           | 1.72%          |
| 11   | Company534         | \$ 60,631,315               | 684           | 1.51%          |
| 12   | Company655         | \$ 52,455,278               | 351           | 1.31%          |
| 13   | Company77          | \$ 43,616,322               | 234           | 1.09%          |
| 14   | Company133         | \$ 42,065,746               | 285           | 1.05%          |
| 15   | Company565         | \$ 39,445,217               | 250           | 0.98%          |
|  | ....               |                             |               |                |
|  | ....               |                             |               |                |
|  | ....               |                             |               |                |
|  | ....               |                             |               |                |
|  | ....               |                             |               |                |
| 1518   | Company667         | \$ 12,147                   | 1             | 0.00%          |
| 1519   | Company15          | \$ 11,764                   | 1             | 0.00%          |
| 1520   | Company554         | \$ 10,514                   | 1             | 0.00%          |
| 1521   | Company676         | \$ 9,843                    | 1             | 0.00%          |
| 1522   | Company755         | \$ 8,831                    | 1             | 0.00%          |
|  | <b>Grand Total</b> | <b>\$ 4,008,112,129</b>     | <b>31,878</b> | <b>100.00%</b> |

Disclaimer: Unaudited, subject to revision and updates from time to time. New View Advisors has attempted to ensure that no errors or omissions exist in the New View Advisors Monthly HECM Endorsement Summary, however New View Advisors does not promise, warranty, or guarantee that the index does not contain errors or omissions.





