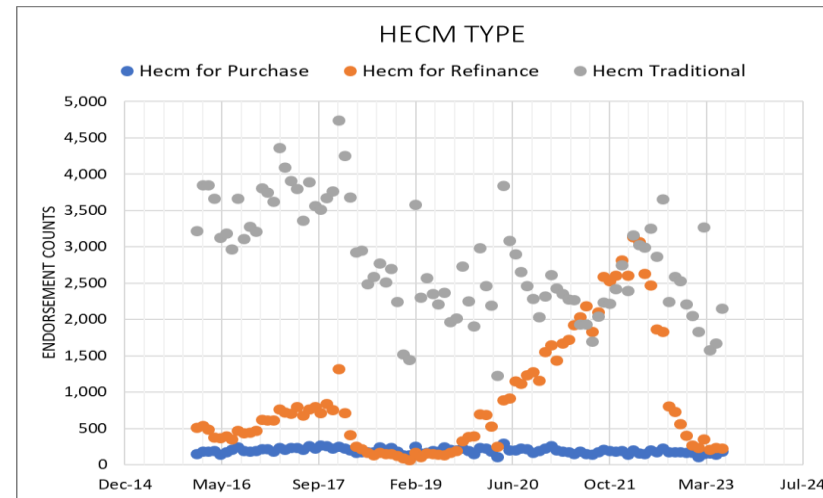
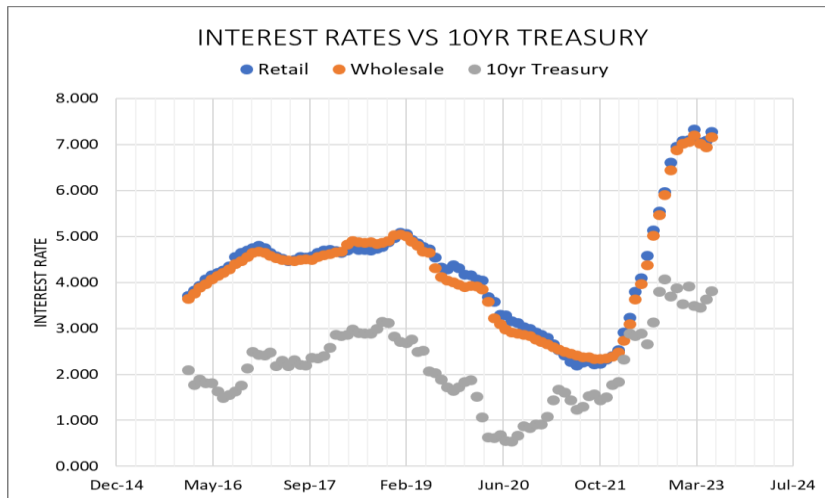
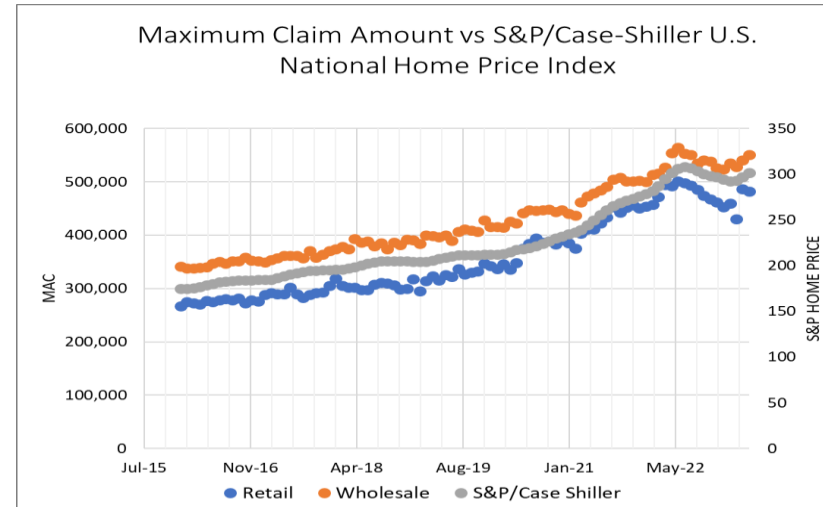
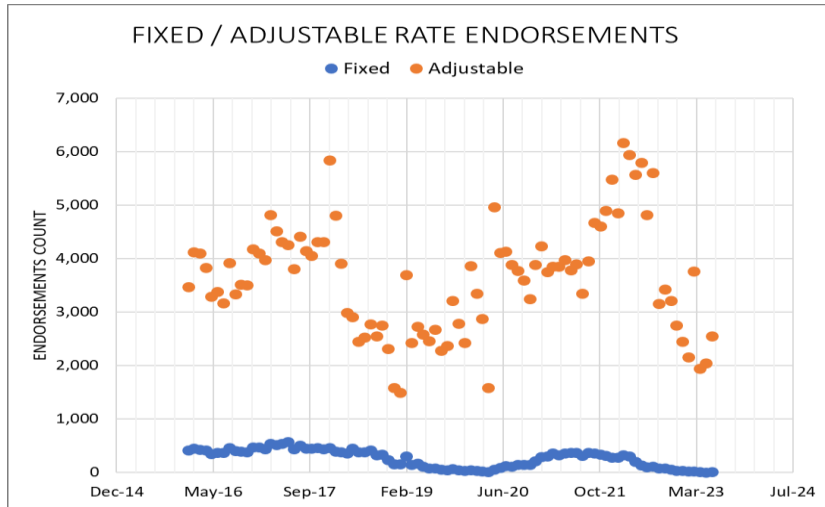


New View Advisors LLC
 999 Vanderbilt Beach Road, Suite 200
 Naples, FL 34108
 By email: info@newviewadvisors.com
 Michael McCully mkm@newviewadvisors.com
 Joe Kelly jjk@newviewadvisors.com
 Kejian Wu kwu@newviewadvisors.com
 By phone: 239-631-6165

Data source - HUD FHA HECM Single Family Portfolio Snap Shot and HECM Endorsement Summary Reports. For details please see reports at the following websites:
<https://apps.hud.gov/pub/chums/f17fvc/hecm.cfm>
https://www.hud.gov/program_offices/housing/rmra/oe/rpts/hecmsfsnap/hecmsfsnap

Disclaimer: Unaudited, subject to revision and updates from time to time. New View Advisors has attempted to ensure that no errors or omissions exist in the New View Advisors Monthly HECM Endorsement Summary, however New View Advisors does not promise, warranty, or guarantee that the index does not contain errors or omissions.



Disclaimer: Unaudited, subject to revision and updates from time to time. New View Advisors has attempted to ensure that no errors or omissions exist in the New View Advisors Monthly HECM Endorsement Summary, however New View Advisors does not promise, warranty, or guarantee that the index does not contain errors or omissions.

Top 15 Originators	12M												Market	
	Jul-22	Aug-22	Sep-22	Oct-22	Nov-22	Dec-22	Jan-23	Feb-23	Mar-23	Apr-23	May-23	Jun-23	Total	%
MARKET TOTAL	5,727	3,235	3,504	3,272	2,786	2,489	2,185	3,789	1,963	2,053	2,561	2,802	36,366	
AMERICAN ADVISORS GROUP	1,222	609	812	688	526	447	468	1,970	0	0	0	0	6,742	18.5%
MUTUAL OF OMAHA MORTGAGE, INC.	504	467	479	439	463	428	418	472	488	567	499	599	5,823	16.0%
LONGBRIDGE FINANCIAL LLC	931	264	285	294	321	244	300	241	225	238	245	285	3,873	10.7%
FINANCE OF AMERICA REVERSE LLC	590	326	267	217	154	190	128	144	189	166	696	661	3,728	10.3%
PHH MORTGAGE CORPORATION	274	181	205	260	185	157	117	140	125	132	137	134	2,047	5.6%
FAIRWAY INDEPENDENT MORTGAGE C	294	201	196	200	180	234	93	78	133	133	114	110	1,966	5.4%
OPEN MORTGAGE LLC	162	132	112	103	106	57	60	90	112	119	76	55	1,184	3.3%
REVERSE MORTGAGE FUNDING LLC	297	198	269	263	93	8	1	0	0	0	0	0	1,129	3.1%
CHERRY CREEK MORTGAGE, LLC	53	61	70	75	61	64	36	79	126	94	127	23	869	2.4%
TRADITIONAL MORTGAGE ACCEPTANC	136	129	71	31	27	41	59	27	31	47	3	9	611	1.7%
CLICK N' CLOSE, INC.	77	50	48	57	44	56	43	34	46	41	41	27	564	1.6%
HIGH TECH LENDING INC	65	40	56	46	19	55	29	19	15	43	69	46	502	1.4%
BLOOM RETIREMENT HOLDINGS INC.	0	0	0	0	0	0	0	0	29	0	57	351	437	1.2%
MONEY HOUSE INC	73	46	29	32	54	19	18	32	25	30	26	36	420	1.2%
PLAZA HOME MORTGAGE, INC.	47	26	35	27	38	62	25	23	30	28	32	41	414	1.1%

Disclaimer: Unaudited, subject to revision and updates from time to time. New View Advisors has attempted to ensure that no errors or omissions exist in the New View Advisors Monthly HECM Endorsement Summary, however New View Advisors does not promise, warranty, or guarantee that the index does not contain errors or omissions.

Most Active Wholesale Originators (Originated Loans Sponsored by Another Party)													
	7/1/2022	8/1/2022	9/1/2022	10/1/2022	11/1/2022	12/1/2022	1/1/2023	2/1/2023	3/1/2023	4/1/2023	5/1/2023	6/1/2023	Total
SOUTH RIVER MORTGAGE, LLC	136	140	97	81	70	77	40	49	128	153	113	93	1,177
FAIRWAY INDEPENDENT MORTGAGE CORPORATION	120	210	149	108	80	56	53	20	8	17	2	2	825
ALL REVERSE MORTGAGE, INC.	69	96	32	29	31	26	19	16	22	19	17	15	391
FINANCE OF AMERICA MORTGAGE LLC	109	92	49	47	30	36	9	1	0	0	0	1	374
AMERICAN PACIFIC MORTGAGE	36	55	16	21	31	19	24	22	24	18	10	30	306
HERITAGE HOME LOANS LLC	41	57	17	21	17	17	19	7	11	11	8	3	229
C2 FINANCIAL CORPORATION	17	32	21	17	15	6	12	21	18	14	22	10	205
ENNKAR, INC.	77	74	11	9	4	11	8	7	2	0	0	0	203
HOMEBRIDGE FINANCIAL SERVICES INC	29	35	12	18	14	16	8	15	15	4	12	2	180
CROSSCOUNTRY MORTGAGE, LLC	4	24	12	10	15	11	17	12	9	13	15	16	158
FIRST AMERICAN HOME LOANS, INC	22	40	14	11	14	4	12	6	1	5	8	6	143
AMERICAN FINANCIAL MORTGAGE SERVICES, IN	21	44	10	6	10	14	9	6	3	6	10	3	142
PRIMARY RESIDENTIAL MORTGAGE INC	21	26	15	14	14	13	5	6	14	3	5	3	139
REVERSE FREEDOM, LLC	19	19	11	19	18	5	4	11	5	5	13	7	136
CALIVER BEACH MORTGAGE, LLC.	11	10	10	12	9	10	4	7	16	10	15	21	135

Disclaimer: Unaudited, subject to revision and updates from time to time. New View Advisors has attempted to ensure that no errors or omissions exist in the New View Advisors Monthly HECM Endorsement Summary, however New View Advisors does not promise, warranty, or guarantee that the index does not contain errors or omissions.

Most Active Wholesale Sponsors (Sponsored Loans Originated by Another Party)													
	7/1/2022	8/1/2022	9/1/2022	10/1/2022	11/1/2022	12/1/2022	1/1/2023	2/1/2023	3/1/2023	4/1/2023	5/1/2023	6/1/2023	Total
Longbridge Financial LLC	711	1066	339	313	325	354	258	265	236	197	221	210	4,495
Finance of America Reverse LLC	601	710	449	391	300	206	252	160	161	211	147	209	3,797
PHH Mortgage Corporation	106	174	105	150	165	152	127	92	109	111	124	136	1,551
American Advisors Group	186	171	72	119	127	90	52	85	267	0	0	0	1,169
Open Mortgage LLC	127	131	102	87	78	78	41	40	61	94	106	59	1,004
Reverse Mortgage Funding LLC	128	182	114	147	135	43	2	0	0	0	0	0	751
Mutual of Omaha Mortgage, Inc.	47	53	56	50	40	42	33	46	63	59	85	87	661
Traditional Mortgage Acceptance Corporat	50	66	67	51	30	27	47	67	31	29	52	4	521
Click N' Close, Inc.	43	60	36	42	39	32	53	37	30	39	32	35	478
Money House Inc	70	70	44	28	31	54	19	18	32	25	30	25	446
Plaza Home Mortgage, Inc.	51	45	25	36	27	37	61	25	23	30	28	32	420
Cherry Creek Mortgage, LLC	8	9	8	11	17	4	12	7	44	91	64	83	358
High Tech Lending Inc	35	28	23	30	30	11	34	18	8	11	36	19	283
MCM Holdings Inc	36	14	15	18	20	9	14	12	5	14	5	9	171
Smartfi Home Loans, LLC	0	0	0	1	1	9	5	11	12	23	23	30	115

Disclaimer: Unaudited, subject to revision and updates from time to time. New View Advisors has attempted to ensure that no errors or omissions exist in the New View Advisors Monthly HECM Endorsement Summary, however New View Advisors does not promise, warranty, or guarantee that the index does not contain errors or omissions.