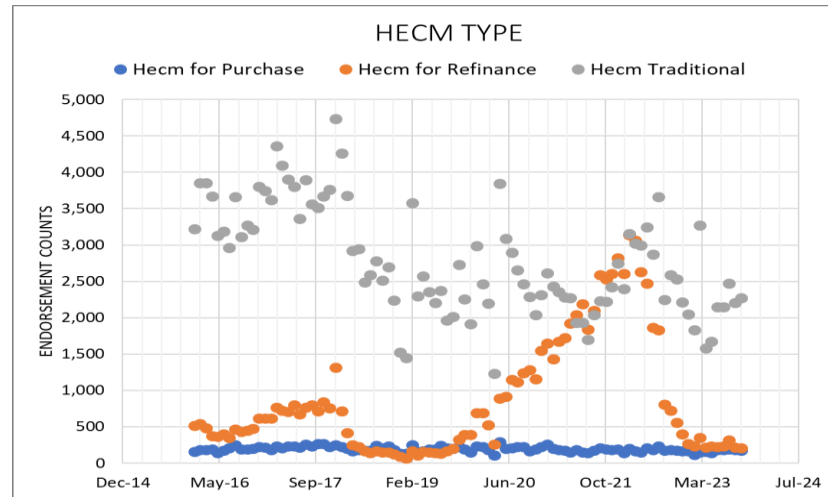
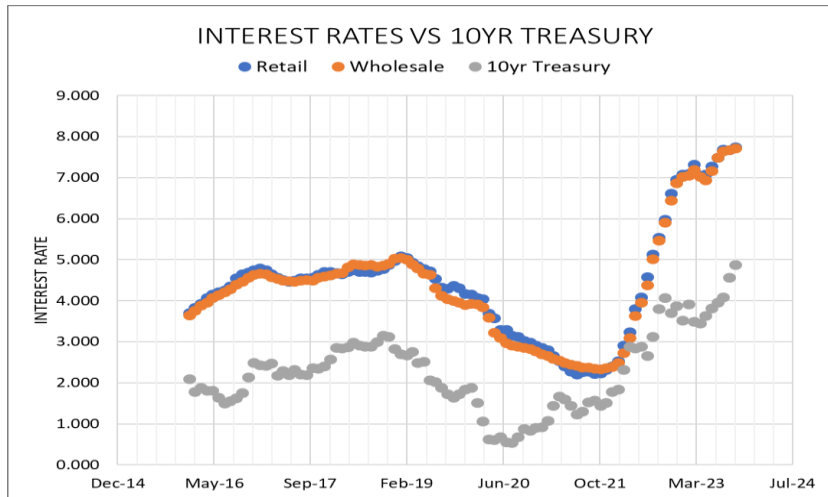
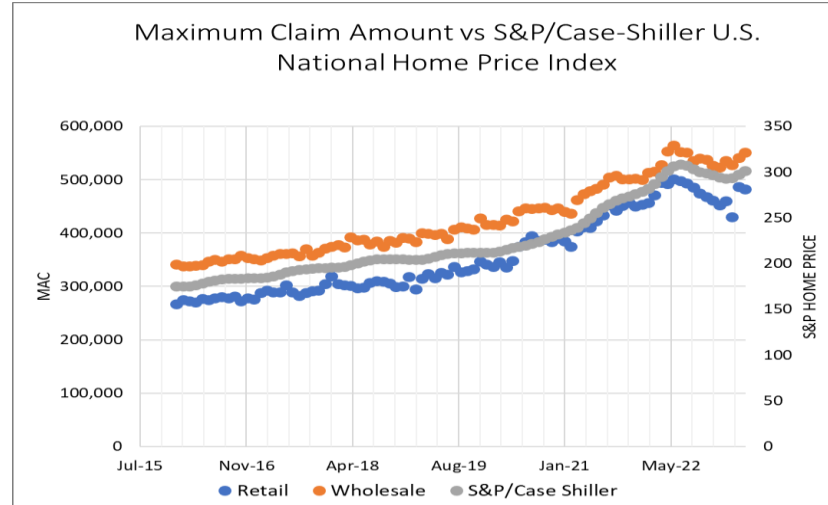
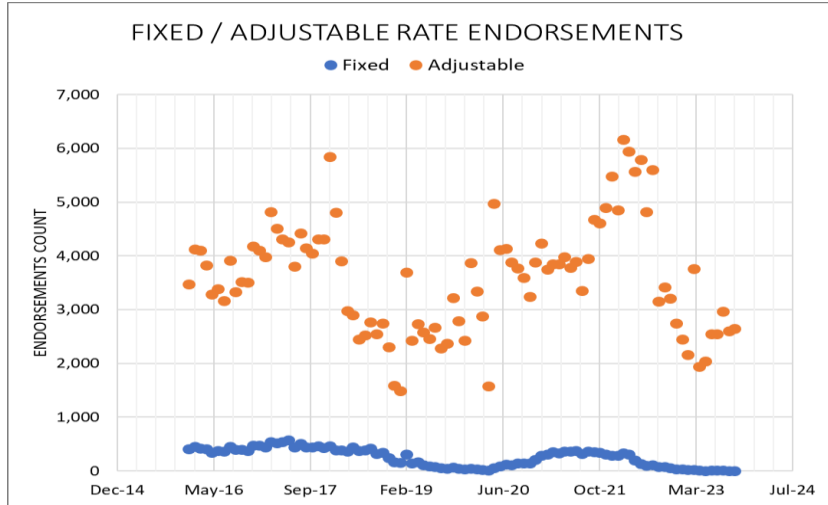


New View Advisors LLC
 999 Vanderbilt Beach Road, Suite 200
 Naples, FL 34108
 By email: info@newviewadvisors.com
 Michael McCully mkm@newviewadvisors.com
 Joe Kelly jjk@newviewadvisors.com
 Kejian Wu kwu@newviewadvisors.com
 By phone: 239-631-6165

Data source - HUD FHA HECM Single Family Portfolio Snap Shot and HECM Endorsement Summary Reports. For details please see reports at the following websites:
<https://apps.hud.gov/pub/chums/f17fvc/hecm.cfm>
https://www.hud.gov/program_offices/housing/rmra/oe/rpts/hecmsfsnap/hecmsfsnap

Disclaimer: Unaudited, subject to revision and updates from time to time. New View Advisors has attempted to ensure that no errors or omissions exist in the New View Advisors Monthly HECM Endorsement Summary, however New View Advisors does not promise, warranty, or guarantee that the index does not contain errors or omissions.



Disclaimer: Unaudited, subject to revision and updates from time to time. New View Advisors has attempted to ensure that no errors or omissions exist in the New View Advisors Monthly HECM Endorsement Summary, however New View Advisors does not promise, warranty, or guarantee that the index does not contain errors or omissions.

Endorsement By Homeownership Centers and Field Offices

	Jan-23	Feb-23	Mar-23	Apr-23	May-23	Jun-23	Jul-23	Aug-23	Sep-23	Oct-23	Nov-23	Dec-23
HOC: ATLANTA	621	536	1012	479	517	628	713	865	632	720	550	590
ATLANTA	69	53	133	64	69	65	100	116	75	91	61	64
BIRMINGHAM	18	19	26	10	9	15	14	32	12	15	11	22
CARIBBEAN	0	0	0	0	0	0	1	1	0	0	0	0
CHICAGO	26	22	41	15	20	24	31	47	28	24	34	28
COLUMBIA	41	27	67	33	25	40	59	48	44	58	34	51
GREENSBORO	81	66	135	43	57	87	90	109	69	84	76	66
INDIANAPOLIS	25	22	48	21	17	27	36	39	37	36	20	31
JACKSON	9	3	13	5	5	7	4	4	8	9	6	8
JACKSONVILLE	38	59	86	29	43	40	63	54	43	56	33	37
KNOXVILLE	29	21	29	21	21	17	28	36	25	26	30	29
LOUISVILLE	7	15	23	10	9	12	18	16	10	16	15	8
MEMPHIS	5	5	6	6	8	6	7	7	7	9	7	6
MIAMI	90	85	125	89	85	90	87	104	75	105	77	97
NASHVILLE	25	16	40	21	26	30	28	38	26	28	18	30
ORLANDO	78	53	107	44	52	74	63	100	84	70	57	45
SPRINGFIELD	4	4	9	4	5	2	1	6	7	5	2	5
TAMPA	76	66	124	64	66	92	83	108	82	88	69	63
HOC: DENVER	592	499	903	446	460	594	644	733	679	605	541	503
ALBUQUERQUE	14	10	27	15	12	11	13	15	14	17	16	18
CASPER	3	5	6	3	2	5	7	11	7	5	1	7
DALLAS	59	41	110	53	38	62	51	61	60	69	47	42
DENVER	134	116	160	108	122	125	116	151	121	123	119	102
DES MOINES	11	4	13	3	3	8	7	8	15	7	5	12
FARGO	0	0	2	1	1	1	3	1	3	0	1	1
FT. WORTH	51	38	64	37	30	46	56	66	59	55	49	38
HELENA	15	8	18	6	3	11	17	18	14	20	15	13
HOUSTON	43	51	96	37	37	51	63	71	58	42	38	51
KANSAS CITY	15	14	22	5	12	15	16	21	16	10	14	13
LITTLE ROCK	7	15	24	8	5	14	16	14	19	10	6	13
LUBBOCK	6	5	8	6	9	7	10	14	10	9	12	8
MILWAUKEE	16	14	17	8	17	16	23	17	21	12	16	20
MINN. ST. PAUL	20	17	38	16	25	22	22	33	25	29	23	19
NEW ORLEANS	9	13	26	11	9	10	24	21	16	19	18	15
OKLAHOMA CITY	8	10	24	4	2	11	16	10	5	9	10	3
OMAHA	7	3	14	4	3	5	7	7	7	7	6	2
SALT LAKE CITY	101	70	109	65	68	86	73	99	100	78	78	66
SAN ANTONIO	41	39	75	35	36	54	56	54	53	49	29	25
SHREVEPORT	3	0	5	4	2	4	4	3	10	5	3	8
SIOUX FALLS	4	6	6	4	2	2	4	7	5	2	10	3
ST. LOUIS	5	8	15	6	4	11	10	6	14	7	7	10
TOPEKA	10	9	10	7	9	12	17	14	12	12	8	5
TULSA	10	3	14	0	9	5	13	11	15	9	10	9

Endorsement By Homeownership Centers and Field Offices (Continued)

	Jan-23	Feb-23	Mar-23	Apr-23	May-23	Jun-23	Jul-23	Aug-23	Sep-23	Oct-23	Nov-23	Dec-23
HOC: PHILADELPHIA	404	353	685	303	315	422	486	427	420	464	404	398
ALBANY	6	5	15	6	1	7	9	11	13	7	9	13
BALTIMORE	23	14	42	14	19	14	17	32	21	19	17	12
BANGOR	10	12	18	2	9	7	15	12	7	8	11	11
BOSTON	35	43	38	32	47	45	39	36	56	40	45	64
BUFFALO	4	4	10	5	4	3	9	6	6	4	2	4
BURLINGTON	3	1	6	2	3	4	2	3	2	3	3	4
CAMDEN	25	17	48	21	16	26	21	18	20	32	21	16
CHARLESTON	4	3	8	3	4	2	1	3	3	3	9	2
CINCINNATI	11	9	5	6	4	9	12	14	11	11	10	8
CLEVELAND	19	9	34	7	11	11	18	19	14	20	17	14
COLUMBUS	17	18	34	17	10	28	41	17	19	22	19	25
DETROIT	14	10	21	12	8	20	9	16	14	11	16	13
FLINT	4	2	10	2	4	4	4	1	2	5	8	4
GRAND RAPIDS	12	6	25	10	7	10	24	15	19	24	13	14
HARTFORD	19	18	30	19	23	23	25	18	14	16	23	9
MANCHESTER	7	11	18	6	8	4	15	11	13	8	8	9
NEW YORK	49	35	60	25	24	51	47	33	31	58	39	35
NEWARK	30	23	50	29	24	35	26	24	23	34	25	27
PHILADELPHIA	43	31	84	36	29	49	41	39	46	43	37	29
PITTSBURGH	10	11	15	6	7	10	15	9	7	7	10	8
PROVIDENCE	7	6	11	6	2	3	9	9	8	10	8	6
RICHMOND	36	40	61	21	32	34	55	48	48	40	34	40
WASH. D. C.	9	20	23	12	14	14	25	23	17	24	10	19
WILMINGTON	7	5	19	4	5	9	7	10	6	15	10	12
HOC: SANTA ANA	872	797	1189	735	761	917	959	955	883	878	762	699
ANCHORAGE	1	1	5	0	3	3	2	3	1	2	2	1
BOISE	63	53	66	37	38	49	52	48	56	58	45	36
FRESNO	33	27	39	21	17	18	32	19	27	31	33	31
HONOLULU	7	14	6	13	5	12	4	9	11	6	6	8
LAS VEGAS	32	19	60	21	23	30	36	29	34	32	29	28
LOS ANGELES	98	128	180	122	132	129	144	136	132	135	111	85
PHOENIX	142	106	164	108	105	140	135	142	123	121	95	105
PORTLAND	60	52	93	56	58	60	70	84	56	77	45	48
RENO	17	13	18	11	15	13	15	22	23	7	17	20
SACRAMENTO	57	44	92	36	41	61	58	57	49	54	48	41
SAN DIEGO	51	44	43	39	42	41	59	47	56	57	44	37
SAN FRANCISCO	70	85	95	84	86	115	99	85	87	65	70	67
SANTA ANA	124	110	164	95	98	130	134	120	115	111	110	95
SEATTLE	84	78	115	63	62	84	82	107	72	95	72	74
SPOKANE	18	8	17	12	13	21	15	20	20	15	12	11
TUCSON	15	15	32	17	23	11	22	27	21	12	23	12

Disclaimer: Unaudited, subject to revision and updates from time to time. New View Advisors has attempted to ensure that no errors or omissions exist in the New View Advisors Monthly HECM Endorsement Summary, however New View Advisors does not promise, warranty, or guarantee that the index does not contain errors or omissions.

Top 15 Originators													12M	Market
	Jan-23	Feb-23	Mar-23	Apr-23	May-23	Jun-23	Jul-23	Aug-23	Sep-23	Oct-23	Nov-23	Dec-23	Total	%
MARKET TOTAL	2,489	2,185	3,789	1,963	2,053	2,561	2,802	2,980	2,614	2,667	2,257	2,190	30,550	
MUTUAL OF OMAHA MORTGAGE, INC.	428	418	472	488	567	499	599	590	515	591	536	537	6,240	20.4%
FINANCE OF AMERICA REVERSE LLC	190	128	144	189	166	696	661	808	782	729	616	503	5,612	18.4%
LONGBRIDGE FINANCIAL LLC	244	300	241	225	238	245	285	244	241	237	242	242	2,984	9.8%
AMERICAN ADVISORS GROUP	447	468	1,970	0	0	0	0	0	0	0	0	0	2,885	9.4%
PHH MORTGAGE CORPORATION	157	117	140	125	132	137	134	169	97	117	120	107	1,552	5.1%
FAIRWAY INDEPENDENT MORTGAGE C	234	93	78	133	133	114	110	148	108	83	111	89	1,434	4.7%
OPEN MORTGAGE LLC	57	60	90	112	119	76	55	43	44	57	24	30	767	2.5%
TRADITIONAL MORTGAGE ACCEPTANC	41	59	27	31	47	3	9	54	75	123	81	37	587	1.9%
GUILD MORTGAGE COMPANY LLC	0	0	0	0	0	13	7	245	136	53	58	73	585	1.9%
CHERRY CREEK MORTGAGE, LLC	64	36	79	126	94	127	23	0	0	0	0	2	551	1.8%
BLOOM RETIREMENT HOLDINGS INC.	0	0	0	29	0	57	351	49	7	0	1	0	494	1.6%
HIGH TECH LENDING INC	55	29	19	15	43	69	46	52	46	35	28	36	473	1.5%
CLICK N' CLOSE, INC.	56	43	34	46	41	41	27	46	44	43	7	24	452	1.5%
PLAZA HOME MORTGAGE, INC.	62	25	23	30	28	32	41	36	41	43	35	53	449	1.5%
MONEY HOUSE INC	19	18	32	25	30	26	36	32	24	29	21	19	311	1.0%

Disclaimer: Unaudited, subject to revision and updates from time to time. New View Advisors has attempted to ensure that no errors or omissions exist in the New View Advisors Monthly HECM Endorsement Summary, however New View Advisors does not promise, warranty, or guarantee that the index does not contain errors or omissions.

Most Active Wholesale Originators (Originated Loans Sponsored by Another Party)													
	11/1/2022	12/1/2022	1/1/2023	2/1/2023	3/1/2023	4/1/2023	5/1/2023	6/1/2023	7/1/2023	8/1/2023	9/1/2023	10/1/2023	Total
SOUTH RIVER MORTGAGE, LLC	70	77	40	49	128	153	113	93	39	192	50	11	1,015
FAIRWAY INDEPENDENT MORTGAGE CORPORATION	80	56	53	20	8	17	2	2	5	2	11	2	258
AMERICAN PACIFIC MORTGAGE	31	19	24	22	24	18	10	30	23	22	23	11	257
ALL REVERSE MORTGAGE, INC.	31	26	19	16	22	19	17	15	17	15	21	21	239
C2 FINANCIAL CORPORATION	15	6	12	21	18	14	22	10	4	17	18	42	199
MOVEMENT MORTGAGE LLC	4	5	5	3	5	10	13	16	12	22	36	38	169
CROSSCOUNTRY MORTGAGE, LLC	15	11	17	12	9	13	15	16	11	12	21	8	160
CALIVER BEACH MORTGAGE, LLC.	9	10	4	7	16	10	15	21	17	16	11	19	155
SENIOR LENDING CORPORATION	5	6	3	10	16	10	9	12	11	20	11	16	129
HERITAGE HOME LOANS LLC	17	17	19	7	11	11	8	3	2	9	10	7	121
ATLANTIC AVENUE MORTGAGE, LLC	0	0	0	1	6	10	12	8	2	14	24	43	120
GUARANTEED RATE INC	11	4	4	8	10	6	8	8	8	10	11	17	105
INTEGRITY 1ST MORTGAGE, INC.	8	7	10	9	8	7	11	13	10	6	6	8	103
PREMIER REVERSE mortgage, LLC	8	12	5	5	12	6	8	7	7	7	16	10	103
AMERICAN FINANCIAL MORTGAGE SERVICES, IN	10	14	9	6	3	6	10	3	9	7	7	14	98

Disclaimer: Unaudited, subject to revision and updates from time to time. New View Advisors has attempted to ensure that no errors or omissions exist in the New View Advisors Monthly HECM Endorsement Summary, however New View Advisors does not promise, warranty, or guarantee that the index does not contain errors or omissions.

Most Active Wholesale Sponsors (Sponsored Loans Originated by Another Party)													
	11/1/2022	12/1/2022	1/1/2023	2/1/2023	3/1/2023	4/1/2023	5/1/2023	6/1/2023	7/1/2023	8/1/2023	9/1/2023	10/1/2023	Total
LONGBRIDGE FINANCIAL LLC	325	354	258	265	236	197	221	210	199	202	249	262	2,978
FINANCE OF AMERICA REVERSE LLC	300	206	252	160	161	211	147	209	158	221	210	253	2,488
PHH MORTGAGE CORPORATION	165	152	127	92	109	111	124	136	111	149	89	91	1,456
MUTUAL OF OMAHA MORTGAGE, INC.	40	42	33	46	63	59	85	87	79	108	119	106	867
OPEN MORTGAGE LLC	78	78	41	40	61	94	106	59	45	34	36	44	716
AMERICAN ADVISORS GROUP	127	90	52	85	267	0	0	0	0	0	0	0	621
TRADITIONAL MORTGAGE ACCEPTANCE CORPORAT	30	27	47	67	31	29	52	4	11	55	77	135	565
PLAZA HOME MORTGAGE, INC.	27	37	61	25	23	30	28	32	39	35	40	43	420
CLICK N' CLOSE, INC.	39	32	53	37	30	39	32	35	17	30	32	25	401
MONEY HOUSE INC	31	54	19	18	32	25	30	25	35	31	24	29	353
CHERRY CREEK MORTGAGE, LLC	17	4	12	7	44	91	64	83	13	0	0	0	335
HIGH TECH LENDING INC	30	11	34	18	8	11	36	19	22	28	15	19	251
GUILD MORTGAGE COMPANY LLC	0	0	0	0	0	0	0	8	5	179	47	8	247
SMARTFI HOME LOANS, LLC	1	9	5	11	12	23	23	30	19	20	19	22	194
REVERSE MORTGAGE FUNDING LLC	135	43	2	0	0	0	0	0	0	0	0	0	180

Disclaimer: Unaudited, subject to revision and updates from time to time. New View Advisors has attempted to ensure that no errors or omissions exist in the New View Advisors Monthly HECM Endorsement Summary, however New View Advisors does not promise, warranty, or guarantee that the index does not contain errors or omissions.