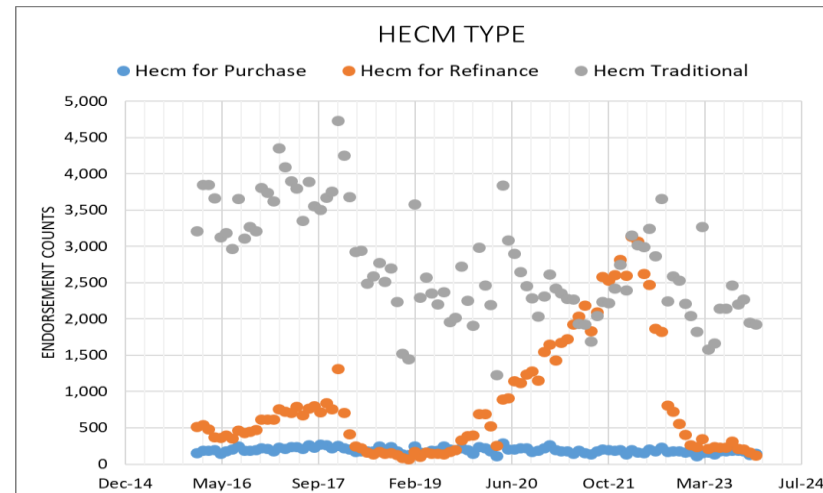
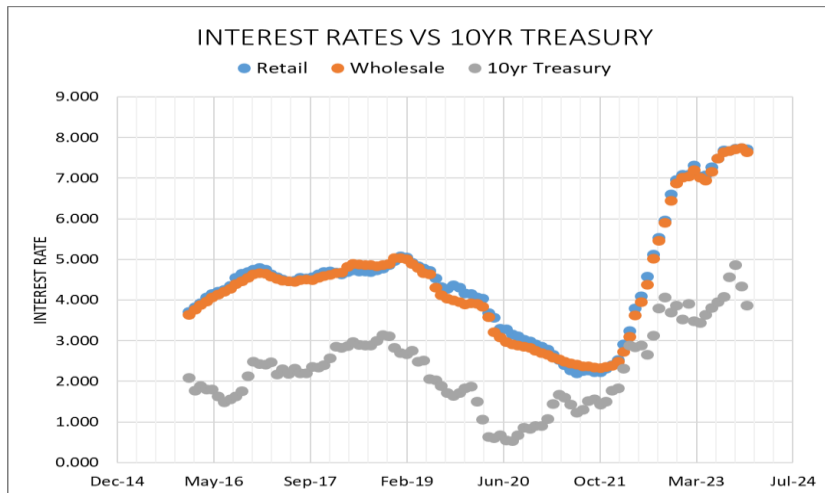
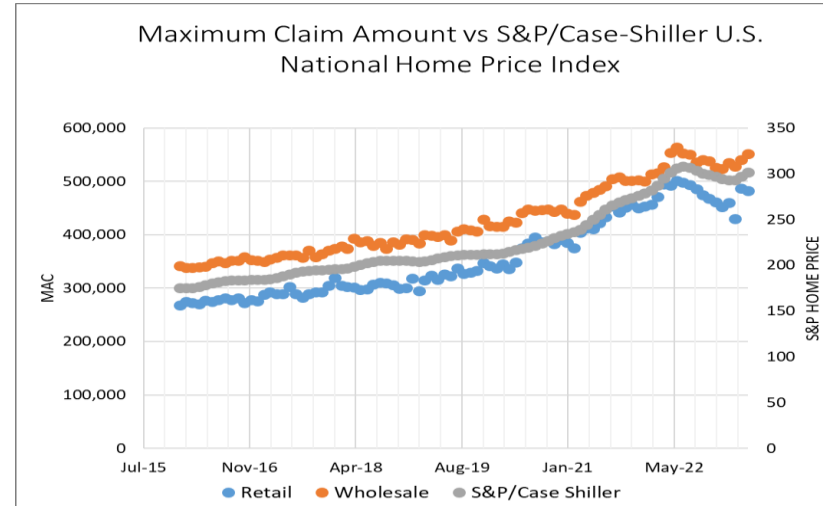
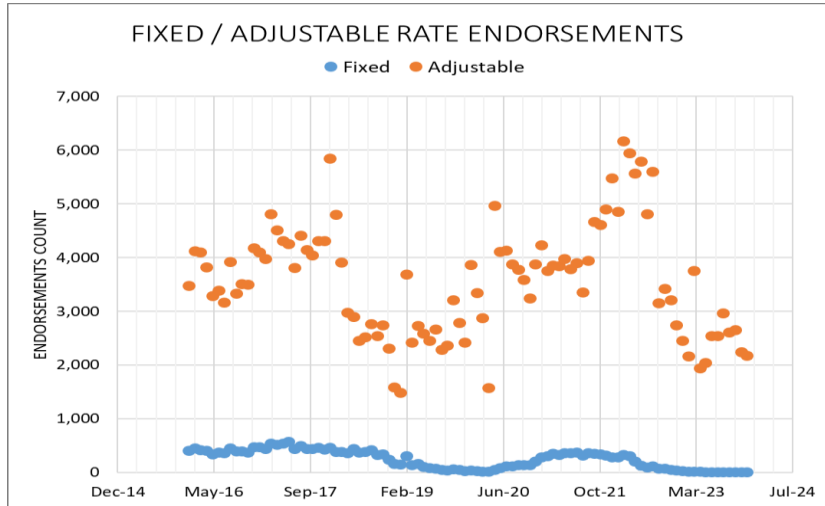


New View Advisors LLC
 999 Vanderbilt Beach Road, Suite 200
 Naples, FL 34108
 By email: info@newviewadvisors.com
 Michael McCully mkm@newviewadvisors.com
 Joe Kelly jjk@newviewadvisors.com
 Kejian Wu kwu@newviewadvisors.com
 By phone: 239-631-6165

Data source - HUD FHA HECM Single Family Portfolio Snap Shot and HECM Endorsement Summary Reports. For details please see reports at the following websites:
<https://apps.hud.gov/pub/chums/f17fvc/hecm.cfm>
https://www.hud.gov/program_offices/housing/rmra/oe/rpts/hecmsfsnap/hecmsfsnap

Disclaimer: Unaudited, subject to revision and updates from time to time. New View Advisors has attempted to ensure that no errors or omissions exist in the New View Advisors Monthly HECM Endorsement Summary, however New View Advisors does not promise, warranty, or guarantee that the index does not contain errors or omissions.



Disclaimer: Unaudited, subject to revision and updates from time to time. New View Advisors has attempted to ensure that no errors or omissions exist in the New View Advisors Monthly HECM Endorsement Summary, however New View Advisors does not promise, warranty, or guarantee that the index does not contain errors or omissions.

Endorsement By Homeownership Centers and Field Offices												
	Mar-23	Apr-23	May-23	Jun-23	Jul-23	Aug-23	Sep-23	Oct-23	Nov-23	Dec-23	Jan-24	Feb-24
HOC: ATLANTA	1012	479	517	628	713	865	632	720	550	590	565	489
ATLANTA	133	64	69	65	100	116	75	91	61	64	60	65
BIRMINGHAM	26	10	9	15	14	32	12	15	11	22	18	15
CARIBBEAN	0	0	0	0	1	1	0	0	0	0	1	0
CHICAGO	41	15	20	24	31	47	28	24	34	28	30	23
COLUMBIA	67	33	25	40	59	48	44	58	34	51	48	32
GREENSBORO	135	43	57	87	90	109	69	84	76	66	62	55
INDIANAPOLIS	48	21	17	27	36	39	37	36	20	31	30	25
JACKSON	13	5	5	7	4	4	8	9	6	8	7	4
JACKSONVILLE	86	29	43	40	63	54	43	56	33	37	43	33
KNOXVILLE	29	21	21	17	28	36	25	26	30	29	23	21
LOUISVILLE	23	10	9	12	18	16	10	16	15	8	15	7
MEMPHIS	6	6	8	6	7	7	7	9	7	6	3	4
MIAMI	125	89	85	90	87	104	75	105	77	97	88	73
NASHVILLE	40	21	26	30	28	38	26	28	18	30	30	19
ORLANDO	107	44	52	74	63	100	84	70	57	45	47	50
SPRINGFIELD	9	4	5	2	1	6	7	5	2	5	4	2
TAMPA	124	64	66	92	83	108	82	88	69	63	56	61
HOC: DENVER	903	446	460	594	644	733	679	605	541	503	460	421
ALBUQUERQUE	27	15	12	11	13	15	14	17	16	18	11	12
CASPER	6	3	2	5	7	11	7	5	1	7	5	5
DALLAS	110	53	38	62	51	61	60	69	47	42	54	36
DENVER	160	108	122	125	116	151	121	123	119	102	88	76
DES MOINES	13	3	3	8	7	8	15	7	5	12	9	3
FARGO	2	1	1	1	3	1	3	0	1	1	1	2
FT. WORTH	64	37	30	46	56	66	59	55	49	38	42	33
HELENA	18	6	3	11	17	18	14	20	15	13	12	15
HOUSTON	96	37	37	51	63	71	58	42	38	51	37	31
KANSAS CITY	22	5	12	15	16	21	16	10	14	13	13	13
LITTLE ROCK	24	8	5	14	16	14	19	10	6	13	15	8
LUBBOCK	8	6	9	7	10	14	10	9	12	8	3	4
MILWAUKEE	17	8	17	16	23	17	21	12	16	20	11	13
MINN. ST. PAUL	38	16	25	22	22	33	25	29	23	19	13	18
NEW ORLEANS	26	11	9	10	24	21	16	19	18	15	14	17
OKLAHOMA CITY	24	4	2	11	16	10	5	9	10	3	6	7
OMAHA	14	4	3	5	7	7	7	6	2	6	6	5
SALT LAKE CITY	109	65	68	86	73	99	100	78	78	66	64	53
SAN ANTONIO	75	35	36	54	56	54	53	49	29	25	24	43
SHREVEPORT	5	4	2	4	4	3	10	5	3	8	0	3
SIOUX FALLS	6	4	2	2	4	7	5	2	10	3	8	7
ST. LOUIS	15	6	4	11	10	6	14	7	7	10	9	5
TOPEKA	10	7	9	12	17	14	12	12	8	5	7	6
TULSA	14	0	9	5	13	11	15	9	10	9	8	6

Endorsement By Homeownership Centers and Field Offices (Continued)												
	Mar-23	Apr-23	May-23	Jun-23	Jul-23	Aug-23	Sep-23	Oct-23	Nov-23	Dec-23	Jan-24	Feb-24
HOC: PHILADELPHIA	685	303	315	422	486	427	420	464	404	398	440	382
ALBANY	15	6	1	7	9	11	13	7	9	13	12	11
BALTIMORE	42	14	19	14	17	32	21	19	17	12	14	19
BANGOR	18	2	9	7	15	12	7	8	11	11	12	9
BOSTON	38	32	47	45	39	36	56	40	45	64	52	37
BUFFALO	10	5	4	3	9	6	6	4	2	4	8	4
BURLINGTON	6	2	3	4	2	3	2	3	3	4	5	2
CAMDEN	48	21	16	26	21	18	20	32	21	16	30	14
CHARLESTON	8	3	4	2	1	3	3	3	9	2	3	6
CINCINNATI	5	6	4	9	12	14	11	11	10	8	15	11
CLEVELAND	34	7	11	11	18	19	14	20	17	14	18	9
COLUMBUS	34	17	10	28	41	17	19	22	19	25	20	11
DETROIT	21	12	8	20	9	16	14	11	16	13	13	10
FLINT	10	2	4	4	4	1	2	5	8	4	6	6
GRAND RAPIDS	25	10	7	10	24	15	19	24	13	14	9	17
HARTFORD	30	19	23	23	25	18	14	16	23	9	23	27
MANCHESTER	18	6	8	4	15	11	13	8	8	9	12	14
NEW YORK	60	25	24	51	47	33	31	58	39	35	41	52
NEWARK	50	29	24	35	26	24	23	34	25	27	14	17
PHILADELPHIA	84	36	29	49	41	39	46	43	37	29	36	36
PITTSBURGH	15	6	7	10	15	9	7	7	10	8	15	5
PROVIDENCE	11	6	2	3	9	9	8	10	8	6	13	6
RICHMOND	61	21	32	34	55	48	48	40	34	40	37	41
WASH. D. C.	23	12	14	14	25	23	17	24	10	19	23	10
WILMINGTON	19	4	5	9	7	10	6	15	10	12	9	8
HOC: SANTA ANA	1189	735	761	917	959	955	883	878	762	699	688	608
ANCHORAGE	5	0	3	3	2	3	1	2	2	1	1	2
BOISE	66	37	38	49	52	48	56	58	45	36	33	30
FRESNO	39	21	17	18	32	19	27	31	33	31	21	20
HONOLULU	6	13	5	12	4	9	11	6	6	8	6	4
LAS VEGAS	60	21	23	30	36	29	34	32	29	28	22	17
LOS ANGELES	180	122	132	129	144	136	132	135	111	85	85	89
PHOENIX	164	108	105	140	135	142	123	121	95	105	103	86
PORTLAND	93	56	58	60	70	84	56	77	45	48	57	38
RENO	18	11	15	13	15	22	23	7	17	20	13	8
SACRAMENTO	92	36	41	61	58	57	49	54	48	41	43	45
SAN DIEGO	43	39	42	41	59	47	56	57	44	37	39	31
SAN FRANCISCO	95	84	86	115	99	85	87	65	70	67	73	57
SANTA ANA	164	95	98	130	134	120	115	111	110	95	87	105
SEATTLE	115	63	62	84	82	107	72	95	72	74	80	59
SPOKANE	17	12	13	21	15	20	20	15	12	11	13	6
TUCSON	32	17	23	11	22	27	21	12	23	12	12	11

Disclaimer: Unaudited, subject to revision and updates from time to time. New View Advisors has attempted to ensure that no errors or omissions exist in the New View Advisors Monthly HECM Endorsement Summary, however New View Advisors does not promise, warranty, or guarantee that the index does not contain errors or omissions.

Top 15 Originators													12M	Market
	Feb-23	Mar-23	Apr-23	May-23	Jun-23	Jul-23	Aug-23	Sep-23	Oct-23	Nov-23	Dec-23	Jan-24	Total	%
MARKET TOTAL	3,789	1,963	2,053	2,561	2,802	2,980	2,614	2,667	2,257	2,190	2,153	1,900	29,929	
FINANCE OF AMERICA REVERSE LLC	144	189	166	696	661	808	782	729	616	503	591	491	6,376	21.3%
MUTUAL OF OMAHA MORTGAGE, INC.	472	488	567	499	599	590	515	591	536	537	497	402	6,293	21.0%
LONGBRIDGE FINANCIAL LLC	241	225	238	245	285	244	241	237	242	242	258	261	2,959	9.9%
AMERICAN ADVISORS GROUP	1,970	0	0	0	0	0	0	0	0	0	0	0	1,970	6.6%
PHH MORTGAGE CORPORATION	140	125	132	137	134	169	97	117	120	107	81	67	1,426	4.8%
FAIRWAY INDEPENDENT MORTGAGE C	78	133	133	114	110	148	108	83	111	89	106	78	1,291	4.3%
OPEN MORTGAGE LLC	90	112	119	76	55	43	44	57	24	30	15	0	665	2.2%
GUILD MORTGAGE COMPANY LLC	0	0	0	13	7	245	136	53	58	73	39	29	653	2.2%
TRADITIONAL MORTGAGE ACCEPTANC	27	31	47	3	9	54	75	123	81	37	47	65	599	2.0%
BLOOM RETIREMENT HOLDINGS INC.	0	29	0	57	351	49	7	0	1	0	1	0	495	1.7%
CHERRY CREEK MORTGAGE, LLC	79	126	94	127	23	0	0	0	0	2	0	0	451	1.5%
PLAZA HOME MORTGAGE, INC.	23	30	28	32	41	36	41	43	35	53	42	37	441	1.5%
HIGH TECH LENDING INC	19	15	43	69	46	52	46	35	28	36	22	23	434	1.5%
CLICK N' CLOSE, INC.	34	46	41	41	27	46	44	43	7	24	1	1	355	1.2%
MONEY HOUSE INC	32	25	30	26	36	32	24	29	21	19	23	16	313	1.0%

Disclaimer: Unaudited, subject to revision and updates from time to time. New View Advisors has attempted to ensure that no errors or omissions exist in the New View Advisors Monthly HECM Endorsement Summary, however New View Advisors does not promise, warranty, or guarantee that the index does not contain errors or omissions.

Most Active Wholesale Originators (Originated Loans Sponsored by Another Party)													
	1/1/2023	2/1/2023	3/1/2023	4/1/2023	5/1/2023	6/1/2023	7/1/2023	8/1/2023	9/1/2023	10/1/2023	11/1/2023	12/1/2023	Total
SOUTH RIVER MORTGAGE, LLC	40	49	128	153	113	93	39	192	50	11	3	6	877
AMERICAN PACIFIC MORTGAGE	24	22	24	18	10	30	23	22	23	11	11	18	236
ALL REVERSE MORTGAGE, INC.	19	16	22	19	17	15	17	15	21	21	15	15	212
MOVEMENT MORTGAGE LLC	5	3	5	10	13	16	12	22	36	38	30	20	210
C2 FINANCIAL CORPORATION	12	21	18	14	22	10	4	17	18	42	21	9	208
ATLANTIC AVENUE MORTGAGE, LLC	0	1	6	10	12	8	2	14	24	43	31	16	167
CALIVER BEACH MORTGAGE, LLC.	4	7	16	10	15	21	17	16	11	19	14	15	165
SENIOR LENDING CORPORATION	3	10	16	10	9	12	11	20	11	16	21	15	154
CROSSCOUNTRY MORTGAGE, LLC	17	12	9	13	15	16	11	12	21	8	6	6	146
FAIRWAY INDEPENDENT MORTGAGE CORPORATION	53	20	8	17	2	2	5	2	11	2	4	2	128
GUARANTEED RATE INC	4	8	10	6	8	8	8	10	11	17	11	11	112
PREMIER REVERSE mortgage, LLC	5	5	12	6	8	7	7	7	16	10	11	9	103
HERITAGE HOME LOANS LLC	19	7	11	11	8	3	2	9	10	7	3	9	99
INTEGRITY 1ST MORTGAGE, INC.	10	9	8	7	11	13	10	6	6	8	5	4	97
WATERMARK CAPITAL INC	1	4	3	9	10	7	8	8	10	11	12	7	90

Disclaimer: Unaudited, subject to revision and updates from time to time. New View Advisors has attempted to ensure that no errors or omissions exist in the New View Advisors Monthly HECM Endorsement Summary, however New View Advisors does not promise, warranty, or guarantee that the index does not contain errors or omissions.

Most Active Wholesale Sponsors (Sponsored Loans Originated by Another Party)													
	1/1/2023	2/1/2023	3/1/2023	4/1/2023	5/1/2023	6/1/2023	7/1/2023	8/1/2023	9/1/2023	10/1/2023	11/1/2023	12/1/2023	Total
LONGBRIDGE FINANCIAL LLC	258	265	236	197	221	210	199	202	249	262	219	222	2,740
FINANCE OF AMERICA REVERSE LLC	252	160	161	211	147	209	158	221	210	253	207	165	2,354
PHH MORTGAGE CORPORATION	127	92	109	111	124	136	111	149	89	91	94	82	1,315
MUTUAL OF OMAHA MORTGAGE, INC.	33	46	63	59	85	87	79	108	119	106	97	91	973
TRADITIONAL MORTGAGE ACCEPTANCE CORPORAT	47	67	31	29	52	4	11	55	77	135	84	39	631
OPEN MORTGAGE LLC	41	40	61	94	106	59	45	34	36	44	20	21	601
PLAZA HOME MORTGAGE, INC.	61	25	23	30	28	32	39	35	40	43	36	53	445
AMERICAN ADVISORS GROUP	52	85	267	0	0	0	0	0	0	0	0	0	404
CLICK N' CLOSE, INC.	53	37	30	39	32	35	17	30	32	25	6	19	355
CHERRY CREEK MORTGAGE, LLC	12	7	44	91	64	83	13	0	0	0	0	1	315
MONEY HOUSE INC	19	18	32	25	30	25	35	31	24	29	20	19	307
GUILD MORTGAGE COMPANY LLC	0	0	0	0	0	8	5	179	47	8	7	5	259
HIGH TECH LENDING INC	34	18	8	11	36	19	22	28	15	19	9	21	240
SMARTFI HOME LOANS, LLC	5	11	12	23	23	30	19	20	19	22	26	14	224
MCM HOLDINGS INC	14	12	5	14	5	9	12	5	8	11	9	6	110

Disclaimer: Unaudited, subject to revision and updates from time to time. New View Advisors has attempted to ensure that no errors or omissions exist in the New View Advisors Monthly HECM Endorsement Summary, however New View Advisors does not promise, warranty, or guarantee that the index does not contain errors or omissions.