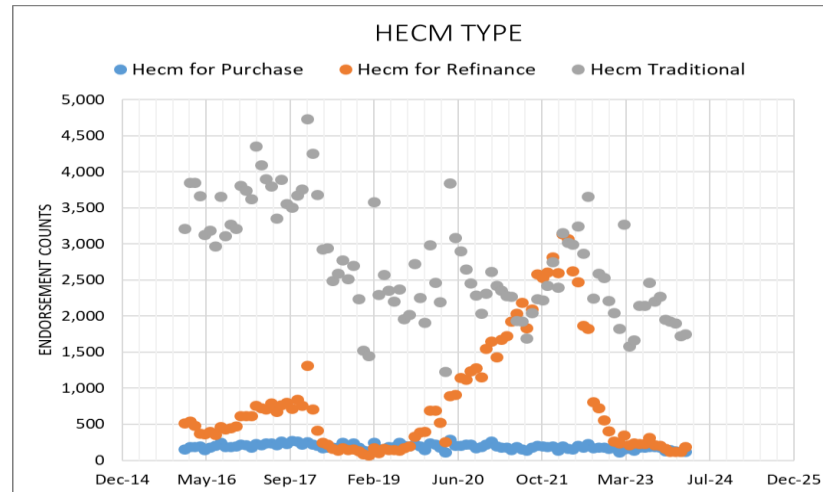
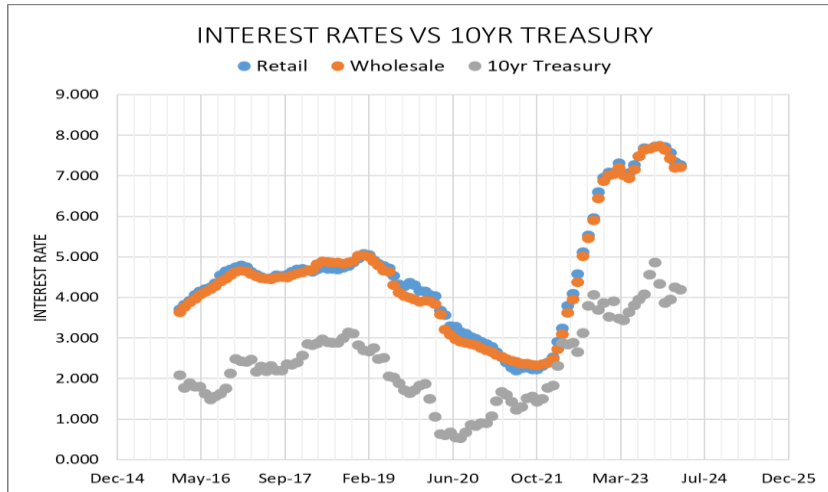
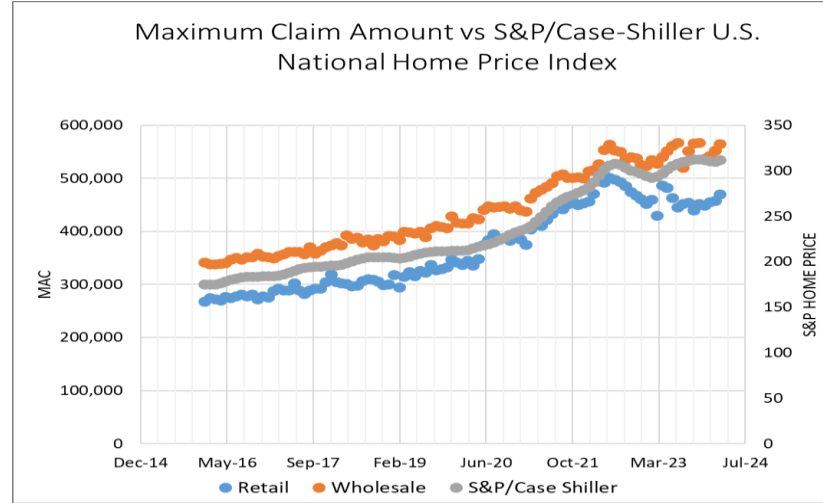
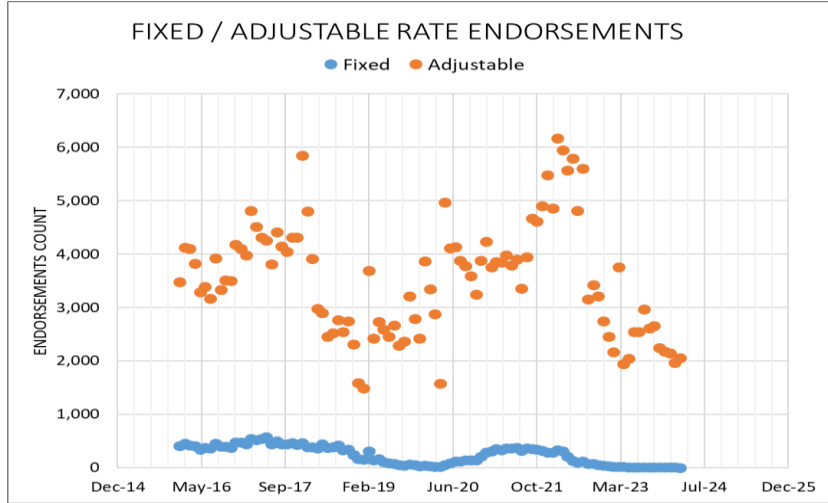


New View Advisors LLC
 999 Vanderbilt Beach Road, Suite 200
 Naples, FL 34108
 By email: info@newviewadvisors.com
 Michael McCully mkm@newviewadvisors.com
 Joe Kelly jjk@newviewadvisors.com
 Kejian Wu kwu@newviewadvisors.com
 By phone: 239-631-6165

Data source - HUD FHA HECM Single Family Portfolio Snap Shot and HECM Endorsement Summary Reports. For details please see reports at the following websites:
<https://apps.hud.gov/pub/chums/f17fvc/hecm.cfm>
https://www.hud.gov/program_offices/housing/rmra/oe/rpts/hecmsfsnap/hecmsfsnap

Disclaimer: Unaudited, subject to revision and updates from time to time. New View Advisors has attempted to ensure that no errors or omissions exist in the New View Advisors Monthly HECM Endorsement Summary, however New View Advisors does not promise, warranty, or guarantee that the index does not contain errors or omissions.



Disclaimer: Unaudited, subject to revision and updates from time to time. New View Advisors has attempted to ensure that no errors or omissions exist in the New View Advisors Monthly HECM Endorsement Summary, however New View Advisors does not promise, warranty, or guarantee that the index does not contain errors or omissions.

Endorsement By Homeownership Centers and Field Offices												
	May-23	Jun-23	Jul-23	Aug-23	Sep-23	Oct-23	Nov-23	Dec-23	Jan-24	Feb-24	Mar-24	Apr-24
HOC: ATLANTA	517	628	713	865	632	720	550	590	565	489	524	550
ATLANTA	69	65	100	116	75	91	61	64	60	65	63	75
BIRMINGHAM	9	15	14	32	12	15	11	22	18	15	23	14
CARIBBEAN	0	0	1	1	0	0	0	0	1	0	1	0
CHICAGO	20	24	31	47	28	24	34	28	30	23	17	16
COLUMBIA	25	40	59	48	44	58	34	51	48	32	42	49
GREENSBORO	57	87	90	109	69	84	76	66	62	55	63	79
INDIANAPOLIS	17	27	36	39	37	36	20	31	30	25	25	17
JACKSON	5	7	4	4	8	9	6	8	7	4	7	7
JACKSONVILLE	43	40	63	54	43	56	33	37	43	33	28	37
KNOXVILLE	21	17	28	36	25	26	30	29	23	21	24	23
LOUISVILLE	9	12	18	16	10	16	15	8	15	7	8	16
MEMPHIS	8	6	7	7	7	9	7	6	3	4	3	4
MIAMI	85	90	87	104	75	105	77	97	88	73	76	79
NASHVILLE	26	30	28	38	26	28	18	30	30	19	25	20
ORLANDO	52	74	63	100	84	70	57	45	47	50	47	38
SPRINGFIELD	5	2	1	6	7	5	2	5	4	2	5	5
TAMPA	66	92	83	108	82	88	69	63	56	61	67	71
HOC: DENVER	460	594	644	733	679	605	541	503	460	421	475	460
ALBUQUERQUE	12	11	13	15	14	17	16	18	11	12	8	12
CASPER	2	5	7	11	7	5	1	7	5	5	2	4
DALLAS	38	62	51	61	60	69	47	42	54	36	50	48
DENVER	122	125	116	151	121	123	119	102	88	76	110	108
DES MOINES	3	8	7	8	15	7	5	12	9	3	6	11
FARGO	1	1	3	1	3	0	1	1	1	2	2	1
FT. WORTH	30	46	56	66	59	55	49	38	42	33	47	26
HELENA	3	11	17	18	14	20	15	13	12	15	15	6
HOUSTON	37	51	63	71	58	42	38	51	37	31	41	41
KANSAS CITY	12	15	16	21	16	10	14	13	13	13	7	12
LITTLE ROCK	5	14	16	14	19	10	6	13	15	8	16	10
LUBBOCK	9	7	10	14	10	9	12	8	3	4	7	7
MILWAUKEE	17	16	23	17	21	12	16	20	11	13	18	11
MINN. ST. PAUL	25	22	22	33	25	29	23	19	13	18	22	17
NEW ORLEANS	9	10	24	21	16	19	18	15	14	17	8	12
OKLAHOMA CITY	2	11	16	10	5	9	10	3	6	7	5	8
OMAHA	3	5	7	7	7	7	6	2	6	5	3	10
SALT LAKE CITY	68	86	73	99	100	78	78	66	64	53	54	59
SAN ANTONIO	36	54	56	54	53	49	29	25	24	43	34	30
SHREVEPORT	2	4	4	3	10	5	3	8	0	3	3	1
SIOUX FALLS	2	2	4	7	5	2	10	3	8	7	2	3
ST. LOUIS	4	11	10	6	14	7	7	10	9	5	2	3
TOPEKA	9	12	17	14	12	12	8	5	7	6	2	12
TULSA	9	5	13	11	15	9	10	9	8	6	11	8

Endorsement By Homeownership Centers and Field Offices (Continued)												
	May-23	Jun-23	Jul-23	Aug-23	Sep-23	Oct-23	Nov-23	Dec-23	Jan-24	Feb-24	Mar-24	Apr-24
HOC: PHILADELPHIA	315	422	486	427	420	464	404	398	440	382	355	399
ALBANY	1	7	9	11	13	7	9	13	12	11	2	4
BALTIMORE	19	14	17	32	21	19	17	12	14	19	20	16
BANGOR	9	7	15	12	7	8	11	11	12	9	5	9
BOSTON	47	45	39	36	56	40	45	64	52	37	46	41
BUFFALO	4	3	9	6	6	4	2	4	8	4	2	4
BURLINGTON	3	4	2	3	2	3	3	4	5	2	5	4
CAMDEN	16	26	21	18	20	32	21	16	30	14	23	28
CHARLESTON	4	2	1	3	3	3	9	2	3	6	4	2
CINCINNATI	4	9	12	14	11	11	10	8	15	11	4	9
CLEVELAND	11	11	18	19	14	20	17	14	18	9	9	11
COLUMBUS	10	28	41	17	19	22	19	25	20	11	10	14
DETROIT	8	20	9	16	14	11	16	13	13	10	14	10
FLINT	4	4	4	1	2	5	8	4	6	6	3	3
GRAND RAPIDS	7	10	24	15	19	24	13	14	9	17	9	11
HARTFORD	23	23	25	18	14	16	23	9	23	27	18	30
MANCHESTER	8	4	15	11	13	8	8	9	12	14	12	9
NEW YORK	24	51	47	33	31	58	39	35	41	52	30	43
NEWARK	24	35	26	24	23	34	25	27	14	17	29	25
PHILADELPHIA	29	49	41	39	46	43	37	29	36	36	41	44
PITTSBURGH	7	10	15	9	7	7	10	8	15	5	7	5
PROVIDENCE	2	3	9	9	8	10	8	6	13	6	3	5
RICHMOND	32	34	55	48	48	40	34	40	37	41	31	45
WASH. D. C.	14	14	25	23	17	24	10	19	23	10	21	17
WILMINGTON	5	9	7	10	6	15	10	12	9	8	7	10
HOC: SANTA ANA	761	917	959	955	883	878	762	699	688	608	704	696
ANCHORAGE	3	3	2	3	1	2	2	1	1	2	2	2
BOISE	38	49	52	48	56	58	45	36	33	30	36	40
FRESNO	17	18	32	19	27	31	33	31	21	20	27	21
HONOLULU	5	12	4	9	11	6	6	8	6	4	7	4
LAS VEGAS	23	30	36	29	34	32	29	28	22	17	18	29
LOS ANGELES	132	129	144	136	132	135	111	85	85	89	88	95
PHOENIX	105	140	135	142	123	121	95	105	103	86	99	116
PORTLAND	58	60	70	84	56	77	45	48	57	38	36	51
RENO	15	13	15	22	23	7	17	20	13	8	11	15
SACRAMENTO	41	61	58	57	49	54	48	41	43	45	47	41
SAN DIEGO	42	41	59	47	56	57	44	37	39	31	41	38
SAN FRANCISCO	86	115	99	85	87	65	70	67	73	57	81	63
SANTA ANA	98	130	134	120	115	111	110	95	87	105	95	102
SEATTLE	62	84	82	107	72	95	72	74	80	59	78	47
SPOKANE	13	21	15	20	20	15	12	11	13	6	14	14
TUCSON	23	11	22	27	21	12	23	12	12	11	24	18

Disclaimer: Unaudited, subject to revision and updates from time to time. New View Advisors has attempted to ensure that no errors or omissions exist in the New View Advisors Monthly HECM Endorsement Summary, however New View Advisors does not promise, warranty, or guarantee that the index does not contain errors or omissions.

Top 15 Originators	12M												Market	
	May-23	Jun-23	Jul-23	Aug-23	Sep-23	Oct-23	Nov-23	Dec-23	Jan-24	Feb-24	Mar-24	Apr-24	Total	%
MARKET TOTAL	2,053	2,561	2,802	2,980	2,614	2,667	2,257	2,190	2,153	1,900	2,058	2,105	28,340	
FINANCE OF AMERICA REVERSE LLC	166	696	661	808	782	729	616	503	591	491	394	535	6,972	24.6%
MUTUAL OF OMAHA MORTGAGE, INC.	567	499	599	590	515	591	536	537	497	402	463	542	6,338	22.4%
LONGBRIDGE FINANCIAL LLC	238	245	285	244	241	237	242	242	258	261	235	128	2,856	10.1%
PHH MORTGAGE CORPORATION	132	137	134	169	97	117	120	107	81	67	84	118	1,363	4.8%
FAIRWAY INDEPENDENT MORTGAGE C	133	114	110	148	108	83	111	89	106	78	85	102	1,267	4.5%
GUILD MORTGAGE COMPANY LLC	0	13	7	245	136	53	58	73	39	29	57	78	788	2.8%
TRADITIONAL MORTGAGE ACCEPTANC	47	3	9	54	75	123	81	37	47	65	82	78	701	2.5%
BLOOM RETIREMENT HOLDINGS INC.	0	57	351	49	7	0	1	0	1	0	0	0	466	1.6%
PLAZA HOME MORTGAGE, INC.	28	32	41	36	41	43	35	53	42	37	31	46	465	1.6%
OPEN MORTGAGE LLC	119	76	55	43	44	57	24	30	15	0	0	1	464	1.6%
HIGH TECH LENDING INC	43	69	46	52	46	35	28	36	22	23	24	29	453	1.6%
SOUTH RIVER MORTGAGE, LLC	7	7	37	27	30	60	9	63	4	8	122	43	417	1.5%
MOVEMENT MORTGAGE LLC	13	16	13	22	36	38	30	20	32	30	43	27	320	1.1%
MONEY HOUSE INC	30	26	36	32	24	29	21	19	23	16	23	20	299	1.1%
CLICK N' CLOSE, INC.	41	41	27	46	44	43	7	24	1	1	0	0	275	1.0%

Disclaimer: Unaudited, subject to revision and updates from time to time. New View Advisors has attempted to ensure that no errors or omissions exist in the New View Advisors Monthly HECM Endorsement Summary, however New View Advisors does not promise, warranty, or guarantee that the index does not contain errors or omissions.

Most Active Wholesale Originators (Originated Loans Sponsored by Another Party)													
	4/1/2023	5/1/2023	6/1/2023	7/1/2023	8/1/2023	9/1/2023	10/1/2023	11/1/2023	12/1/2023	1/1/2024	2/1/2024	3/1/2024	Total
SOUTH RIVER MORTGAGE, LLC	153	113	93	39	192	50	11	3	6	0	0	0	660
MOVEMENT MORTGAGE LLC	10	13	16	12	22	36	38	30	20	32	31	43	303
ATLANTIC AVENUE MORTGAGE, LLC	10	12	8	2	14	24	43	31	16	26	23	26	235
AMERICAN PACIFIC MORTGAGE	18	10	30	23	22	23	11	11	18	18	20	16	220
C2 FINANCIAL CORPORATION	14	22	10	4	17	18	42	21	9	12	21	14	204
ALL REVERSE MORTGAGE, INC.	19	17	15	17	15	21	21	15	15	9	14	18	196
CALIVER BEACH MORTGAGE, LLC.	10	15	21	17	16	11	19	14	15	7	17	28	190
SENIOR LENDING CORPORATION	10	9	12	11	20	11	16	21	15	13	23	18	179
GUARANTEED RATE INC	6	8	8	8	10	11	17	11	11	12	15	11	128
CROSSCOUNTRY MORTGAGE, LLC	13	15	16	11	12	21	8	6	6	3	4	4	119
WATERMARK CAPITAL INC	9	10	7	8	8	10	11	12	7	10	3	6	101
AMERICAN FINANCIAL MORTGAGE SERVICES, IN	6	10	3	9	7	7	14	10	4	9	6	11	96
PREMIER REVERSE mortgage, LLC	6	8	7	7	7	16	10	11	9	6	4	5	96
CMG MORTGAGE INC	0	4	5	2	14	10	15	6	10	6	11	11	94
NEW AMERICAN FUNDING, LLC	4	6	3	5	7	4	17	10	8	6	15	8	93

Disclaimer: Unaudited, subject to revision and updates from time to time. New View Advisors has attempted to ensure that no errors or omissions exist in the New View Advisors Monthly HECM Endorsement Summary, however New View Advisors does not promise, warranty, or guarantee that the index does not contain errors or omissions.

Most Active Wholesale Sponsors (Sponsored Loans Originated by Another Party)													
	4/1/2023	5/1/2023	6/1/2023	7/1/2023	8/1/2023	9/1/2023	10/1/2023	11/1/2023	12/1/2023	1/1/2024	2/1/2024	3/1/2024	Total
LONGBRIDGE FINANCIAL LLC	197	221	210	199	202	249	262	219	222	227	272	219	2,699
FINANCE OF AMERICA REVERSE LLC	211	147	209	158	221	210	253	207	165	213	192	205	2,391
PHH MORTGAGE CORPORATION	111	124	136	111	149	89	91	94	82	57	71	62	1,177
MUTUAL OF OMAHA MORTGAGE, INC.	59	85	87	79	108	119	106	97	91	113	102	106	1,152
TRADITIONAL MORTGAGE ACCEPTANCE CORPORAT	29	52	4	11	55	77	135	84	39	49	67	85	687
OPEN MORTGAGE LLC	94	106	59	45	34	36	44	20	21	12	0	0	471
PLAZA HOME MORTGAGE, INC.	30	28	32	39	35	40	43	36	53	42	37	31	446
MONEY HOUSE INC	25	30	25	35	31	24	29	20	19	22	17	23	300
GUILD MORTGAGE COMPANY LLC	0	0	8	5	179	47	8	7	5	1	5	5	270
SMARTFI HOME LOANS, LLC	23	23	30	19	20	19	22	26	14	20	23	24	263
CHERRY CREEK MORTGAGE, LLC	91	64	83	13	0	0	0	0	1	0	0	0	252
CLICK N' CLOSE, INC.	39	32	35	17	30	32	25	6	19	0	1	0	236
HIGH TECH LENDING INC	11	36	19	22	28	15	19	9	21	6	10	11	207
MCM HOLDINGS INC	14	5	9	12	5	8	11	9	6	4	5	7	95
TRUST MORTGAGE LENDING CORP	11	19	4	0	0	0	0	0	7	13	10	12	76

Disclaimer: Unaudited, subject to revision and updates from time to time. New View Advisors has attempted to ensure that no errors or omissions exist in the New View Advisors Monthly HECM Endorsement Summary, however New View Advisors does not promise, warranty, or guarantee that the index does not contain errors or omissions.