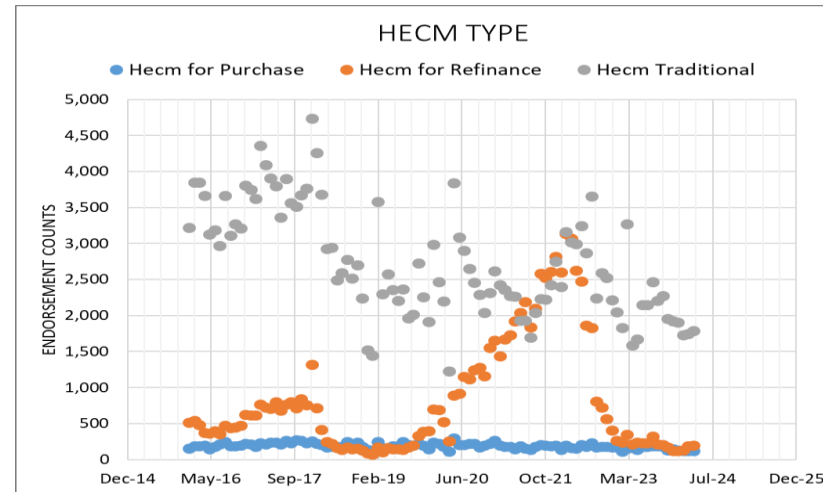
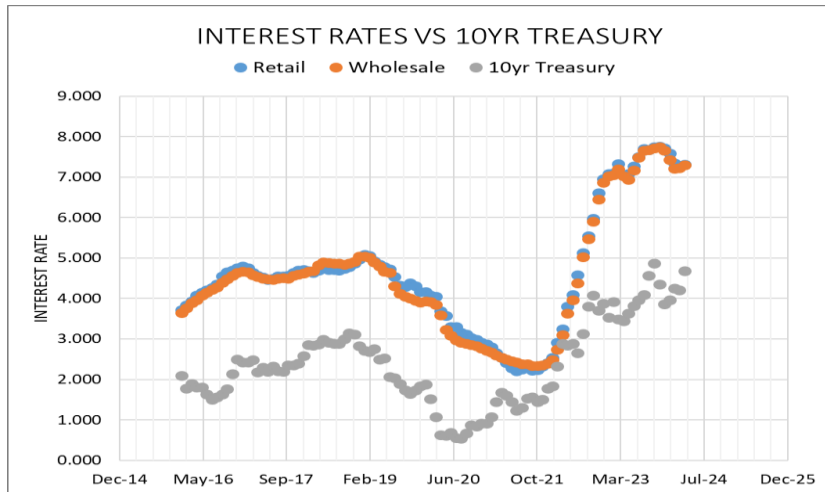
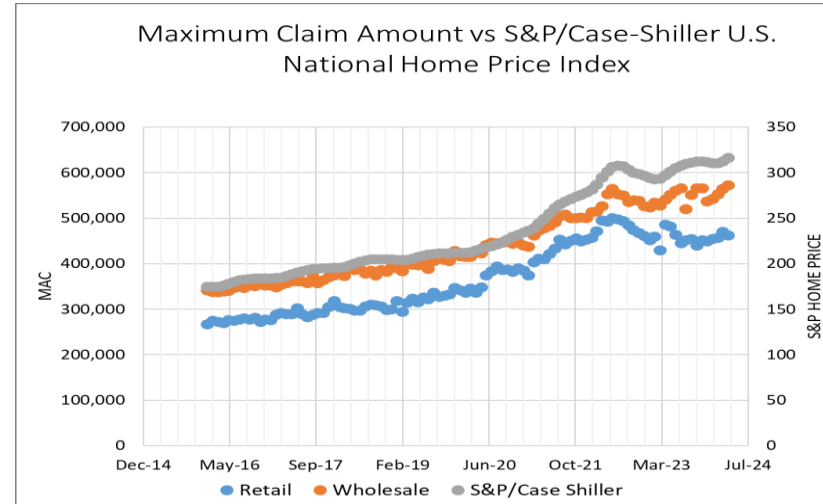
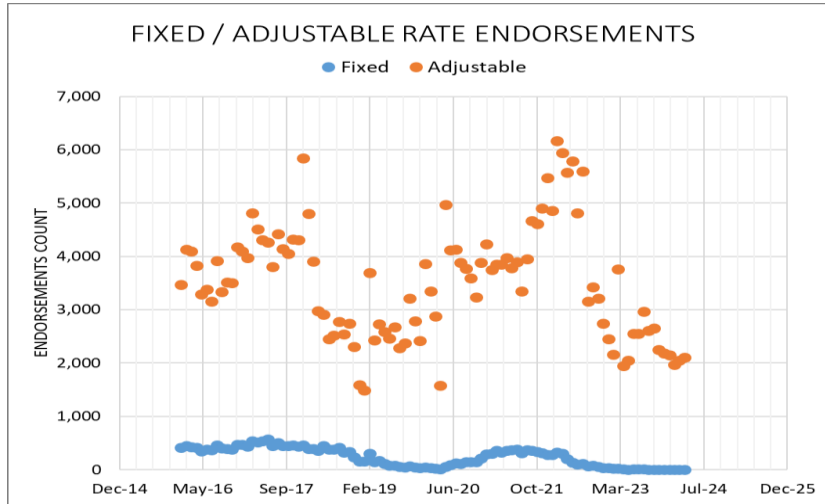


New View Advisors LLC
 999 Vanderbilt Beach Road, Suite 200
 Naples, FL 34108
 By email: info@newviewadvisors.com
 Michael McCully mkm@newviewadvisors.com
 Joe Kelly jjk@newviewadvisors.com
 Kejian Wu kwu@newviewadvisors.com
 By phone: 239-631-6165

Data source - HUD FHA HECM Single Family Portfolio Snap Shot and HECM Endorsement Summary Reports. For details please see reports at the following websites:
<https://apps.hud.gov/pub/chums/f17fvc/hecm.cfm>
https://www.hud.gov/program_offices/housing/rmra/oe/rpts/hecmsfsnap/hecmsfsnap

Disclaimer: Unaudited, subject to revision and updates from time to time. New View Advisors has attempted to ensure that no errors or omissions exist in the New View Advisors Monthly HECM Endorsement Summary, however New View Advisors does not promise, warranty, or guarantee that the index does not contain errors or omissions.



Disclaimer: Unaudited, subject to revision and updates from time to time. New View Advisors has attempted to ensure that no errors or omissions exist in the New View Advisors Monthly HECM Endorsement Summary, however New View Advisors does not promise, warranty, or guarantee that the index does not contain errors or omissions.

Endorsement By Homeownership Centers and Field Offices												
	Jun-23	Jul-23	Aug-23	Sep-23	Oct-23	Nov-23	Dec-23	Jan-24	Feb-24	Mar-24	Apr-24	May-24
HOC: ATLANTA	628	713	865	632	720	550	590	565	489	524	550	693
ATLANTA	65	100	116	75	91	61	64	60	65	63	75	83
BIRMINGHAM	15	14	32	12	15	11	22	18	15	23	14	14
CARIBBEAN	0	1	1	0	0	0	0	1	0	1	0	0
CHICAGO	24	31	47	28	24	34	28	30	23	17	16	28
COLUMBIA	40	59	48	44	58	34	51	48	32	42	49	43
GREENSBORO	87	90	109	69	84	76	66	62	55	63	79	97
INDIANAPOLIS	27	36	39	37	36	20	31	30	25	25	17	30
JACKSON	7	4	4	8	9	6	8	7	4	7	7	9
JACKSONVILLE	40	63	54	43	56	33	37	43	33	28	37	47
KNOXVILLE	17	28	36	25	26	30	29	23	21	24	23	43
LOUISVILLE	12	18	16	10	16	15	8	15	7	8	16	16
MEMPHIS	6	7	7	7	9	7	6	3	4	3	4	9
MIAMI	90	87	104	75	105	77	97	88	73	76	79	99
NASHVILLE	30	28	38	26	28	18	30	30	19	25	20	31
ORLANDO	74	63	100	84	70	57	45	47	50	47	38	67
SPRINGFIELD	2	1	6	7	5	2	5	4	2	5	5	4
TAMPA	92	83	108	82	88	69	63	56	61	67	71	73
HOC: DENVER	594	644	733	679	605	541	503	460	421	475	460	523
ALBUQUERQUE	11	13	15	14	17	16	18	11	12	8	12	16
CASPER	5	7	11	7	5	1	7	5	5	2	4	10
DALLAS	62	51	61	60	69	47	42	54	36	50	48	43
DENVER	125	116	151	121	123	119	102	88	76	110	108	111
DES MOINES	8	7	8	15	7	5	12	9	3	6	11	12
FARGO	1	3	1	3	0	1	1	1	2	2	1	0
FT. WORTH	46	56	66	59	55	49	38	42	33	47	26	44
HELENA	11	17	18	14	20	15	13	12	15	15	6	9
HOUSTON	51	63	71	58	42	38	51	37	31	41	41	48
KANSAS CITY	15	16	21	16	10	14	13	13	7	12	16	16
LITTLE ROCK	14	16	14	19	10	6	13	15	8	16	10	11
LUBBOCK	7	10	14	10	9	12	8	3	4	7	7	6
MILWAUKEE	16	23	17	21	12	16	20	11	13	18	11	14
MINN. ST. PAUL	22	22	33	25	29	23	19	13	18	22	17	17
NEW ORLEANS	10	24	21	16	19	18	15	14	17	8	12	8
OKLAHOMA CITY	11	16	10	5	9	10	3	6	7	5	8	14
OMAHA	5	7	7	7	7	6	2	6	5	3	10	7
SALT LAKE CITY	86	73	99	100	78	78	66	64	53	54	59	65
SAN ANTONIO	54	56	54	53	49	29	25	24	43	34	30	39
SHREVEPORT	4	4	3	10	5	3	8	0	3	3	1	0
SIOUX FALLS	2	4	7	5	2	10	3	8	7	2	3	8
ST. LOUIS	11	10	6	14	7	7	10	9	5	2	3	7
TOPEKA	12	17	14	12	12	8	5	7	6	2	12	12
TULSA	5	13	11	15	9	10	9	8	6	11	8	6

Endorsement By Homeownership Centers and Field Offices (Continued)												
	Jun-23	Jul-23	Aug-23	Sep-23	Oct-23	Nov-23	Dec-23	Jan-24	Feb-24	Mar-24	Apr-24	May-24
HOC: PHILADELPHIA	422	486	427	420	464	404	398	440	382	355	399	436
ALBANY	7	9	11	13	7	9	13	12	11	2	4	7
BALTIMORE	14	17	32	21	19	17	12	14	19	20	16	24
BANGOR	7	15	12	7	8	11	11	12	9	5	9	6
BOSTON	45	39	36	56	40	45	64	52	37	46	41	44
BUFFALO	3	9	6	6	4	2	4	8	4	2	4	7
BURLINGTON	4	2	3	2	3	3	4	5	2	5	4	5
CAMDEN	26	21	18	20	32	21	16	30	14	23	28	35
CHARLESTON	2	1	3	3	3	9	2	3	6	4	2	4
CINCINNATI	9	12	14	11	11	10	8	15	11	4	9	11
CLEVELAND	11	18	19	14	20	17	14	18	9	9	11	13
COLUMBUS	28	41	17	19	22	19	25	20	11	10	14	16
DETROIT	20	9	16	14	11	16	13	13	10	14	10	11
FLINT	4	4	1	2	5	8	4	6	6	3	3	3
GRAND RAPIDS	10	24	15	19	24	13	14	9	17	9	11	14
HARTFORD	23	25	18	14	16	23	9	23	27	18	30	27
MANCHESTER	4	15	11	13	8	8	9	12	14	12	9	12
NEW YORK	51	47	33	31	58	39	35	41	52	30	43	36
NEWARK	35	26	24	23	34	25	27	14	17	29	25	35
PHILADELPHIA	49	41	39	46	43	37	29	36	36	41	44	36
PITTSBURGH	10	15	9	7	7	10	8	15	5	7	5	11
PROVIDENCE	3	9	9	8	10	8	6	13	6	3	5	10
RICHMOND	34	55	48	48	40	34	40	37	41	31	45	47
WASH. D. C.	14	25	23	17	24	10	19	23	10	21	17	17
WILMINGTON	9	7	10	6	15	10	12	9	8	7	10	5
HOC: SANTA ANA	917	959	955	883	878	762	699	688	608	704	696	808
ANCHORAGE	3	2	3	1	2	2	1	1	2	2	2	0
BOISE	49	52	48	56	58	45	36	33	30	36	40	48
FRESNO	18	32	19	27	31	33	31	21	20	27	21	25
HONOLULU	12	4	9	11	6	6	8	6	4	7	4	5
LAS VEGAS	30	36	29	34	32	29	28	22	17	18	29	25
LOS ANGELES	129	144	136	132	135	111	85	85	89	88	95	130
PHOENIX	140	135	142	123	121	95	105	103	86	99	116	111
PORTLAND	60	70	84	56	77	45	48	57	38	36	51	45
RENO	13	15	22	23	7	17	20	13	8	11	15	17
SACRAMENTO	61	58	57	49	54	48	41	43	45	47	41	48
SAN DIEGO	41	59	47	56	57	44	37	39	31	41	38	42
SAN FRANCISCO	115	99	85	87	65	70	67	73	57	81	63	81
SANTA ANA	130	134	120	115	111	110	95	87	105	95	102	97
SEATTLE	84	82	107	72	95	72	74	80	59	78	47	87
SPOKANE	21	15	20	20	15	12	11	13	6	14	14	18
TUCSON	11	22	27	21	12	23	12	12	11	24	18	29

Disclaimer: Unaudited, subject to revision and updates from time to time. New View Advisors has attempted to ensure that no errors or omissions exist in the New View Advisors Monthly HECM Endorsement Summary, however New View Advisors does not promise, warranty, or guarantee that the index does not contain errors or omissions.

Top 15 Originators	12M												Market	
	Jun-23	Jul-23	Aug-23	Sep-23	Oct-23	Nov-23	Dec-23	Jan-24	Feb-24	Mar-24	Apr-24	May-24	Total	%
MARKET TOTAL	2,561	2,802	2,980	2,614	2,667	2,257	2,190	2,153	1,900	2,058	2,105	2,460	28,747	
FINANCE OF AMERICA REVERSE LLC	696	661	808	782	729	616	503	591	491	394	535	513	7,319	25.5%
MUTUAL OF OMAHA MORTGAGE, INC.	499	599	590	515	591	536	537	497	402	463	542	597	6,368	22.2%
LONGBRIDGE FINANCIAL LLC	245	285	244	241	237	242	242	258	261	235	128	354	2,972	10.3%
PHH MORTGAGE CORPORATION	137	134	169	97	117	120	107	81	67	84	118	107	1,338	4.7%
FAIRWAY INDEPENDENT MORTGAGE C	114	110	148	108	83	111	89	106	78	85	102	95	1,229	4.3%
GUILD MORTGAGE COMPANY LLC	13	7	245	136	53	58	73	39	29	57	78	47	835	2.9%
TRADITIONAL MORTGAGE ACCEPTANC	3	9	54	75	123	81	37	47	65	82	78	97	751	2.6%
PLAZA HOME MORTGAGE, INC.	32	41	36	41	43	35	53	42	37	31	46	62	499	1.7%
SOUTH RIVER MORTGAGE, LLC	7	37	27	30	60	9	63	4	8	122	43	86	496	1.7%
BLOOM RETIREMENT HOLDINGS INC.	57	351	49	7	0	1	0	1	0	0	0	0	466	1.6%
HIGH TECH LENDING INC	69	46	52	46	35	28	36	22	23	24	29	19	429	1.5%
MOVEMENT MORTGAGE LLC	16	13	22	36	38	30	20	32	30	43	27	38	345	1.2%
OPEN MORTGAGE LLC	76	55	43	44	57	24	30	15	0	0	1	0	345	1.2%
MONEY HOUSE INC	26	36	32	24	29	21	19	23	16	23	20	24	293	1.0%
SMARTFI HOME LOANS, LLC	30	21	19	20	23	26	15	20	22	24	29	23	272	0.9%

Disclaimer: Unaudited, subject to revision and updates from time to time. New View Advisors has attempted to ensure that no errors or omissions exist in the New View Advisors Monthly HECM Endorsement Summary, however New View Advisors does not promise, warranty, or guarantee that the index does not contain errors or omissions.

Most Active Wholesale Originators (Originated Loans Sponsored by Another Party)													
	5/1/2023	6/1/2023	7/1/2023	8/1/2023	9/1/2023	10/1/2023	11/1/2023	12/1/2023	1/1/2024	2/1/2024	3/1/2024	4/1/2024	Total
SOUTH RIVER MORTGAGE, LLC	113	93	39	192	50	11	3	6	0	0	0	0	507
MOVEMENT MORTGAGE LLC	13	16	12	22	36	38	30	20	32	31	43	27	320
ATLANTIC AVENUE MORTGAGE, LLC	12	8	2	14	24	43	31	16	26	23	26	32	257
AMERICAN PACIFIC MORTGAGE	10	30	23	22	23	11	11	18	18	20	16	8	210
CALIVER BEACH MORTGAGE, LLC.	15	21	17	16	11	19	14	15	7	17	28	28	208
C2 FINANCIAL CORPORATION	22	10	4	17	18	42	21	9	12	21	14	16	206
ALL REVERSE MORTGAGE, INC.	17	15	17	15	21	21	15	15	9	14	18	13	190
SENIOR LENDING CORPORATION	9	12	11	20	11	16	21	15	13	23	18	12	181
GUARANTEED RATE INC	8	8	8	10	11	17	11	11	12	15	11	6	128
CROSSCOUNTRY MORTGAGE, LLC	15	16	11	12	21	8	6	6	3	4	4	4	110
CMG MORTGAGE INC	4	5	2	14	10	15	6	10	6	11	11	6	100
WATERMARK CAPITAL INC	10	7	8	8	10	11	12	7	10	3	6	5	97
NEW AMERICAN FUNDING, LLC	6	3	5	7	4	17	10	8	6	15	8	8	97
PREMIER REVERSE mortgage, LLC	8	7	7	7	16	10	11	9	6	4	5	5	95
AMERICAN FINANCIAL MORTGAGE SERVICES, IN	10	3	9	7	7	14	10	4	9	6	11	4	94

Disclaimer: Unaudited, subject to revision and updates from time to time. New View Advisors has attempted to ensure that no errors or omissions exist in the New View Advisors Monthly HECM Endorsement Summary, however New View Advisors does not promise, warranty, or guarantee that the index does not contain errors or omissions.

Most Active Wholesale Sponsors (Sponsored Loans Originated by Another Party)													
	5/1/2023	6/1/2023	7/1/2023	8/1/2023	9/1/2023	10/1/2023	11/1/2023	12/1/2023	1/1/2024	2/1/2024	3/1/2024	4/1/2024	Total
Longbridge Financial LLC	221	210	199	202	249	262	219	222	227	272	219	130	2,632
Finance of America Reverse LLC	147	209	158	221	210	253	207	165	213	192	205	200	2,380
Mutual of Omaha Mortgage, Inc.	85	87	79	108	119	106	97	91	113	102	106	118	1,211
PHH Mortgage Corporation	124	136	111	149	89	91	94	82	57	71	62	83	1,149
Traditional Mortgage Acceptance Corporat	52	4	11	55	77	135	84	39	49	67	85	78	736
Plaza Home Mortgage, Inc.	28	32	39	35	40	43	36	53	42	37	31	46	462
Open Mortgage LLC	106	59	45	34	36	44	20	21	12	0	0	0	377
Money House Inc	30	25	35	31	24	29	20	19	22	17	23	20	295
Guild Mortgage Company LLC	0	8	5	179	47	8	7	5	1	5	5	7	277
Smartfi Home Loans, LLC	23	30	19	20	19	22	26	14	20	23	24	29	269
High Tech Lending Inc	36	19	22	28	15	19	9	21	6	10	11	9	205
Click N' Close, Inc.	32	35	17	30	32	25	6	19	0	1	0	0	197
Cherry Creek Mortgage, LLC	64	83	13	0	0	0	0	1	0	0	0	0	161
GMFS LLC	0	0	0	0	0	0	0	20	19	20	16	16	91
MCM Holdings Inc	5	9	12	5	8	11	9	6	4	5	7	5	86

Disclaimer: Unaudited, subject to revision and updates from time to time. New View Advisors has attempted to ensure that no errors or omissions exist in the New View Advisors Monthly HECM Endorsement Summary, however New View Advisors does not promise, warranty, or guarantee that the index does not contain errors or omissions.